

GFCM Task 1 Statistical Bulletin

**A synopsis of information on Fleet Segments and Operational Units
by GFCM Geographical Sub-Areas**

2008



For further information on **GFCM Task 1 Statistical Bulletin** please contact:

Matthew Camilleri (matthew.camilleri@fao.org)

Federico De Rossi (federico.derossi@fao.org)

PREFACE

The sheets enclosed in this bulletin contain information derived from data submitted to the GFCM Secretariat within the framework of Resolution GFCM/31/2007/1. They provide a synopsis of both qualitative and quantitative information by Fleet Segment and Operational Unit for each GFCM Geographical Sub-Area (GSA). Detailed information (where available) on the activity of Operational Units, particularly in relation to fishing periods, specific gear used, target species and associated species, is not included in this bulletin but is available for consultation in a database managed by the Secretariat.

In general, reporting countries have opted to restrict their data submission to Task 1.1 (capacity by Fleet Segment) and Task 1.2 (fishing activity descriptors and resources exploited by Operational Units) in line with paragraph 2 of Resolution GFCM/31/2007/1. The information presented in this bulletin also answers, in part, to paragraph 3 of GFCM/2006/1, on the management of certain fisheries exploiting demersal and small pelagic species, which requests the identification of Operational Units for certain species in selected GSAs. Where applicable, the reference number of the Stock Assessment Form (adopted SAC format for submission of stock assessment information) has been included as supplementary information, linking the stock assessments performed to the respective Operational Units (Stock Assessment Forms include the list of associated Operational Units (OU) together with the Task 1-compatible OU codes).

The Task 1 Statistical Bulletin is intended to serve as a handbook for scientists and managers alike. The reference year of the information contained in this release is 2007.

DISCLAIMER

The Secretariat of the General Fisheries Commission for the Mediterranean (GFCM) assumes no responsibility for errors and omissions in the data provided by its Members, which constitute the source of information contained in this document.

COPYRIGHT

All rights reserved. Reproduction and dissemination of material in this information product for educational or other non-commercial purposes are authorised without any prior written permission from the copyright holders provided that the source is fully acknowledged. Reproduction of material in this information product, for sale or other commercial purposes, is prohibited without written permission of the copyright holders.

© FAO-GFCM 2009

CONTENTS SUMMARY SHEET

Release 2008 (final)



Year **2007**

Total number of GSAs for which data have been reported

28

Total number of Countries which submitted data

13

Total number of Operational Units reported

384

Countries which submitted data

DATA SUBMISSION STATUS

Task ▶	1.1	1.2	1.3	1.4	1.5
Albania (ALB)	●	●			
Algeria (DZA)	●	●	●		
Bulgaria (BGR)	●	●	●	●	
Cyprus (CYP)	●	●	●		
Egypt (EGY)	●	●	●		
France (FRA)	●	●			
Italy (ITA)	●	●			
Libyan Arab Jamahiriya (LBY)	●	●			
Malta (MLT)	●	●		●	
Montenegro (MNE)	●	●			
Morocco (MAR)	●		●		
Spain (ESP)	●	●			
Turkey (TUR)	●		●		

● full
● full but with reporting errors
● partial
● none

Summary

Number of Vessels and Operational Units (OUs) reported

Geographical Sub-Areas	No. of vessels	No. of OUs	No. of Countries
1 Northern Alboran Sea	1081	14	1
2 Alboran Island	-	-	-
3 Southern Alboran Sea	3802	13	2
4 Algeria	4574	10	3
5 Balearic Island	634	13	2
6 Northern Spain	2129	15	2
7 Gulf of Lions	1208	42	1
8 Corsica Island	132	2	2
9 Ligurian and North Tirrenian Sea	1943	19	3
10 South and Central Tirrenian Sea	2994	19	2
11 Sardinia	1469	16	3
12 Northern Tunisia	132	2	2
13 Gulf of Hammamet	134	3	3
14 Gulf of Gabes	136	4	3
15 Malta Island	1241	35	4
16 South of Sicily	1522	23	3
17 Northern Adriatic	3548	22	1
18 Southern Adriatic Sea	1718	33	3
19 Western Ionian Sea	1809	20	3
20 Eastern Ionian Sea	36	1	1
21 Southern Ionian Sea	4175	23	3
22 Aegean Sea	4067	-	1
23 Crete Island	36	1	1
24 North Levant	2167	4	3
25 Cyprus Island	557	13	2
26 South Levant	4219	30	3
27 Levant	36	1	1
28 Marmara Sea	4046	-	1
29 Black Sea	9781	6	2
30 Azov Sea	-	-	-

TASK 1 INFORMATION SHEET - T1/2007/01

Release 2008 (final)

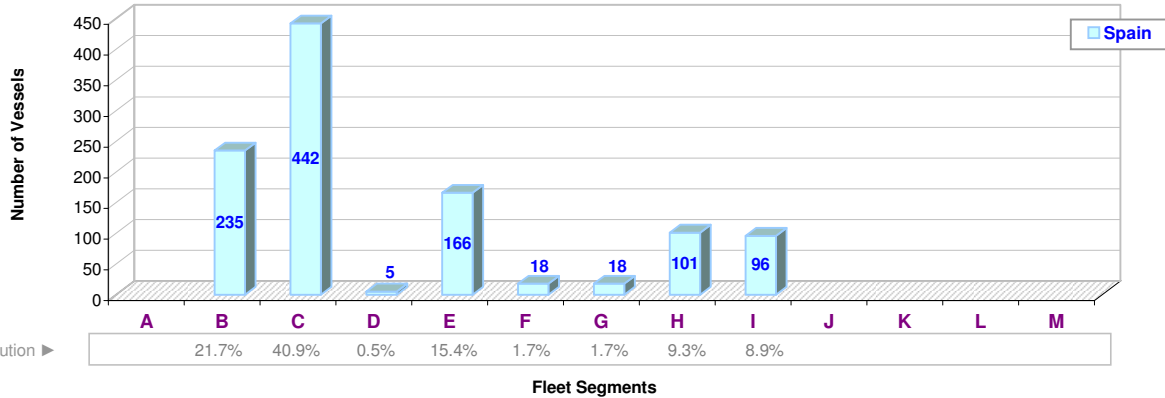
Year 2007
 GSA 01 - Northern Alboran Sea
 Countries which submitted data Spain (ESP)
 Total number of vessels reported 1081
 Total number of Operational Units reported 14



Fleet Segment	Vessels no.	Fishing Gear Class																
		01	02	03	04	05	06	07	08	09	10	11	20	25	98	99		
A	Minor gear without engine < 12																	
B	Minor gear with engine < 6																	
C	Minor gear with engine 6 - 12																	
D	Trawl < 12																	
E	Trawl 12 - 24																	
F	Trawl > 24																	
G	Purse Seine 6 - 12																	
H	Purse Seine > 12																	
I	Long line > 6																	
J	Pelagic Trawl > 6																	
K	Tuna Seine > 12																	
L	Dredge > 6																	
M	Polyvalent > 12																	

NB: The value in each red cell is the cumulative number of vessels of each Operational Unit pertaining to the same gear class and fleet segment (individual vessels may be included in more than one Operational Unit). Vessels within the same segment may also use more than one Gear Class.

GSA 01



31 - Small gregarious pelagic species

Fleet Segment	Fishing Gear Class	Operational Unit Code	Number of Vessels		Landings (Tonnes)		Stock Assessment Forms Ref
			ESP	TOTAL	ESP	TOTAL	
1	G	01 G 01 31	18	18	-	na	-
2	H	01 H 01 31	101	101	-	na	-

32 - Large pelagic species

Fleet Segment	Fishing Gear Class	Operational Unit Code	Number of Vessels		Landings (Tonnes)		Stock Assessment Forms Ref
			ESP	TOTAL	ESP	TOTAL	
1	B	01 B 09 32	233	233	-	na	-
2	C	01 C 09 32	433	433	-	na	-
3	I	01 I 09 32	96	96	-	na	-

33 - Demersal shelf species

Fleet Segment	Fishing Gear Class	Operational Unit Code	Number of Vessels		Landings (Tonnes)		Stock Assessment Forms Ref
			ESP	TOTAL	ESP	TOTAL	
1	B	01 B 07 33	233	233	-	na	-
2	B	01 B 08 33	233	233	-	na	-
3	B	01 B 09 33	2	2	-	na	-
4	C	01 C 07 33	433	433	-	na	-
5	C	01 C 08 33	433	433	-	na	-
6	C	01 C 09 33	9	9	-	na	-
7	D	01 D 03 33	5	5	-	na	-
8	E	01 E 03 33	166	166	-	na	MUT0108Que
9	F	01 F 03 33	18	18	-	na	-

TASK 1 INFORMATION SHEET - T1/2007/02

Release 2008 (final)

Year 2007
GSA 02 - Alboran Island



Countries which submitted data
Total number of vessels reported
Total number of Operational Units reported



Fleet Segment	Vessels no.	Fishing Gear Class															
		01	02	03	04	05	06	07	08	09	10	11	20	25	98	99	
A Minor gear without engine	< 12																
B Minor gear with engine	< 6																
C Minor gear with engine	6 - 12																
D Trawl	< 12																
E Trawl	12 - 24																
F Trawl	> 24																
G Purse Seine	6 - 12																
H Purse Seine	> 12																
I Long line	> 6																
J Pelagic Trawl	> 6																
K Tuna Seine	> 12																
L Dredge	> 6																
M Polyvalent	> 12																

NB: The value in each red cell is the cumulative number of vessels of each Operational Unit pertaining to the same gear class and fleet segment (individual vessels may be included in more than one Operational Unit). Vessels within the same segment may also use more than one Gear Class.

GSA 02

TASK 1 INFORMATION SHEET - T1/2007/03

Release 2008 (final)

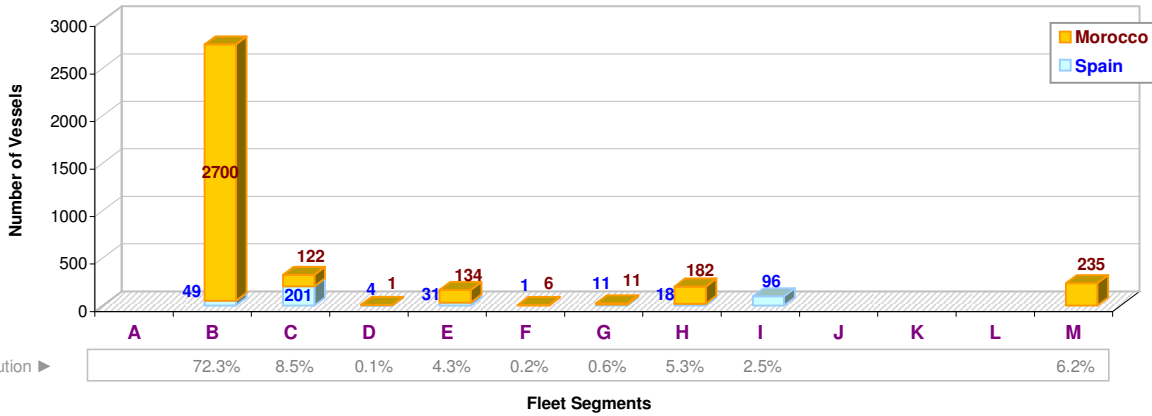
Year 2007
 GSA 03 - Southern Alboran Sea
 Countries which submitted data Morocco (MAR)
 Spain (ESP)



Total number of vessels reported 3802
 Total number of Operational Units reported 13

Fleet Segment	Vessels no.	Fishing Gear Class																
		01	02	03	04	05	06	07	08	09	10	11	20	25	98	99		
A	< 12																	
B	< 6										49	49	49					
C	6 - 12										177	177	201					
D	< 12								4									
E	12 - 24								31									
F	> 24								1									
G	6 - 12										11							
H	> 12										18							
I	> 6																96	
J	> 6																	
K	> 12																	
L	> 6																	
M	> 12																	235

NB: The value in each red cell is the cumulative number of vessels of each Operational Unit pertaining to the same gear class and fleet segment (individual vessels may be included in more than one Operational Unit). Vessels within the same segment may also use more than one Gear Class.



GSA 03

31 - Small gregarious pelagic species

	Fleet Segment	Fishing Gear Class	Operational Unit Code	Number of Vessels			Landings (Tonnes)			Stock Assessment Forms Ref
				MAR	ESP	TOTAL	MAR	ESP	TOTAL	
1	G	01	03 G 01 31	-	11	11	-	na	na	-
2	H	01	03 H 01 31	-	18	18	-	na	na	-

32 - Large pelagic species

	Fleet Segment	Fishing Gear Class	Operational Unit Code	Number of Vessels			Landings (Tonnes)			Stock Assessment Forms Ref
				MAR	ESP	TOTAL	MAR	ESP	TOTAL	
1	B	09	03 B 09 32	-	49	49	-	na	na	-
2	C	09	03 C 09 32	-	177	177	-	na	na	-
3	I	09	03 I 09 32	-	96	96	-	na	na	-

33 - Demersal shelf species

	Fleet Segment	Fishing Gear Class	Operational Unit Code	Number of Vessels			Landings (Tonnes)			Stock Assessment Forms Ref
				MAR	ESP	TOTAL	MAR	ESP	TOTAL	
1	B	07	03 B 07 33	-	49	49	-	na	na	-
2	B	08	03 B 08 33	-	49	49	-	na	na	-
3	C	07	03 C 07 33	-	177	177	-	na	na	-
4	C	08	03 C 08 33	-	177	177	-	na	na	-
5	C	09	03 C 09 33	-	24	24	-	na	na	-
6	D	03	03 D 03 33	-	4	4	-	na	na	-
7	E	03	03 E 03 33	-	31	31	-	na	na	MUT0308Oma
8	F	03	03 F 03 33	-	1	1	-	na	na	-

TASK 1 INFORMATION SHEET - T1/2007/04

Release 2008 (final)

Year 2007
 GSA 04 - Algeria
 Countries which submitted data Algeria (DZA)
 France (FRA)
 Spain (ESP)

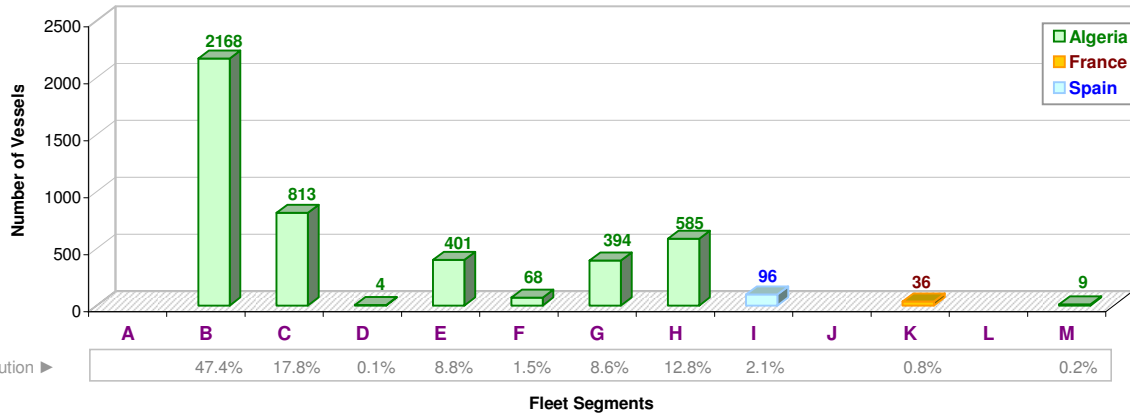


Total number of vessels reported 4574
 Total number of Operational Units reported 10



Fleet Segment	Vessels no.	Fishing Gear Class																
		01	02	03	04	05	06	07	08	09	10	11	20	25	98	99		
A Minor gear without engine < 12																		
B Minor gear with engine < 6	2168																	
C Minor gear with engine 6 - 12	813																813	
D Trawl < 12	4																	
E Trawl 12 - 24	401																	
F Trawl > 24	68																	
G Purse Seine 6 - 12	394																	
H Purse Seine > 12	585																	
I Long line > 6	96																	
J Pelagic Trawl > 6																		
K Tuna Seine > 12	36																	
L Dredge > 6																		
M Polyvalent > 12	9																	

NB: The value in each red cell is the cumulative number of vessels of each Operational Unit pertaining to the same gear class and fleet segment (individual vessels may be included in more than one Operational Unit). Vessels within the same segment may also use more than one Gear Class.



GSA 04

31 - Small gregarious pelagic species

Fleet Segment	Fishing Gear Class	Operational Unit Code	Number of Vessels				Landings (Tonnes)				Stock Assessment Forms Ref
			DZA	FRA	ESP	TOTAL	DZA	FRA	ESP	TOTAL	
1	G	04 G 01 31	394	-	-	394	na	-	-	na	-
2	H	04 H 01 31	585	-	-	585	na	-	-	na	-

32 - Large pelagic species

Fleet Segment	Fishing Gear Class	Operational Unit Code	Number of Vessels				Landings (Tonnes)				Stock Assessment Forms Ref
			DZA	FRA	ESP	TOTAL	DZA	FRA	ESP	TOTAL	
1	I	04 I 09 32	-	-	96	96	-	-	na	na	-
2	K	04 K 01 32	-	36	-	36	-	na	-	na	-

33 - Demersal shelf species

Fleet Segment	Fishing Gear Class	Operational Unit Code	Number of Vessels				Landings (Tonnes)				Stock Assessment Forms Ref
			DZA	FRA	ESP	TOTAL	DZA	FRA	ESP	TOTAL	
1	C	04 C 98 33	813	-	-	813	na	-	-	na	-
2	D	04 D 03 33	4	-	-	4	na	-	-	na	-
3	E	04 E 03 33	401	-	-	401	na	-	-	na	-
4	F	04 F 03 33	68	-	-	68	na	-	-	na	-

36 - Monospecific species

	Fleet Segment	Fishing Gear Class	Operational Unit Code	Number of Vessels				Landings (Tonnes)				Stock Assessment Forms Ref
				DZA	FRA	ESP	TOTAL	DZA	FRA	ESP	TOTAL	
1	B	09	04 B 09 36	2168	-	-	2168	na	-	-	na	-
2	M	98	04 M 98 36	9	-	-	9	na	-	-	na	-

GSA 04

TASK 1 INFORMATION SHEET - T1/2007/05

Release 2008 (final)

Year 2007
 GSA 05 - Balearic Island
 Countries which submitted data France (FRA)
 Spain (ESP)

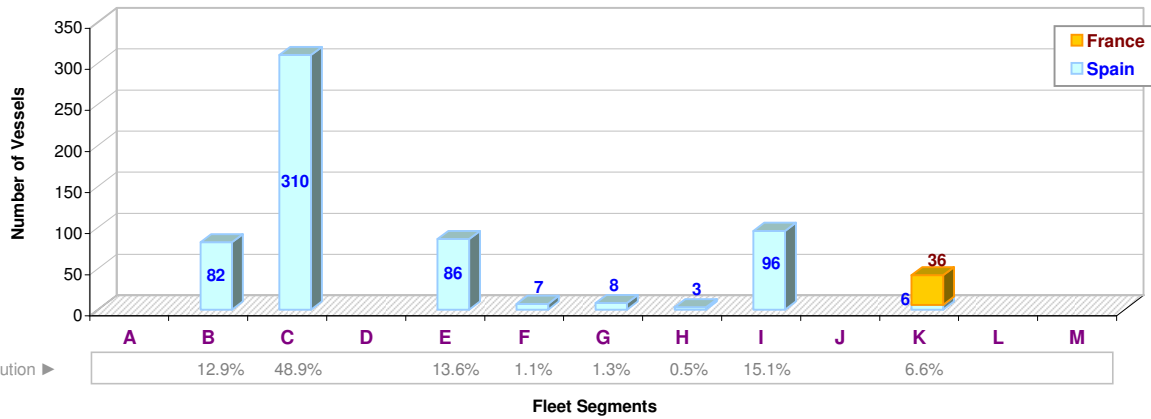


Total number of vessels reported 634
 Total number of Operational Units reported 13



Fleet Segment	Vessels no.	Fishing Gear Class																
		01	02	03	04	05	06	07	08	09	10	11	20	25	98	99		
A Minor gear without engine	< 12																	
B Minor gear with engine	< 6							82	82	82								
C Minor gear with engine	6 - 12							298	298	310								
D Trawl	< 12																	
E Trawl	12 - 24							86										
F Trawl	> 24							7										
G Purse Seine	6 - 12							8										
H Purse Seine	> 12							3										
I Long line	> 6													96				
J Pelagic Trawl	> 6																	
K Tuna Seine	> 12							42										
L Dredge	> 6																	
M Polyvalent	> 12																	

NB: The value in each red cell is the cumulative number of vessels of each Operational Unit pertaining to the same gear class and fleet segment (individual vessels may be included in more than one Operational Unit). Vessels within the same segment may also use more than one Gear Class.



GSA 05

31 - Small gregarious pelagic species

Fleet Segment	Fishing Gear Class	Operational Unit Code	Number of Vessels			Landings (Tonnes)			Stock Assessment Forms Ref	
			FRA	ESP	TOTAL	FRA	ESP	TOTAL		
1	G	01	05 G 01 31	-	8	8	-	na	na	-
2	H	01	05 H 01 31	-	3	3	-	na	na	-

32 - Large pelagic species

Fleet Segment	Fishing Gear Class	Operational Unit Code	Number of Vessels			Landings (Tonnes)			Stock Assessment Forms Ref	
			FRA	ESP	TOTAL	FRA	ESP	TOTAL		
1	B	09	05 B 09 32	-	82	82	-	na	na	-
2	C	09	05 C 09 32	-	298	298	-	na	na	-
3	I	09	05 I 09 32	-	96	96	-	na	na	-
4	K	01	05 K 01 32	36	6	42	na	na	na	-

33 - Demersal shelf species

Fleet Segment	Fishing Gear Class	Operational Unit Code	Number of Vessels			Landings (Tonnes)			Stock Assessment Forms Ref	
			FRA	ESP	TOTAL	FRA	ESP	TOTAL		
1	B	07	05 B 07 33	-	82	82	-	na	na	-
2	B	08	05 B 08 33	-	82	82	-	na	na	-
3	C	07	05 C 07 33	-	298	298	-	na	na	MUR0508Que
4	C	08	05 C 08 33	-	298	298	-	na	na	-
5	C	09	05 C 09 33	-	12	12	-	na	na	-
6	E	03	05 E 03 33	-	86	86	-	na	na	HKE0508Bea MUT0508Que
7	F	03	05 F 03 33	-	7	7	-	na	na	-

TASK 1 INFORMATION SHEET - T1/2007/06

Release 2008 (final)

Year 2007
 GSA 06 - Northern Spain
 Countries which submitted data France (FRA)
 Spain (ESP)

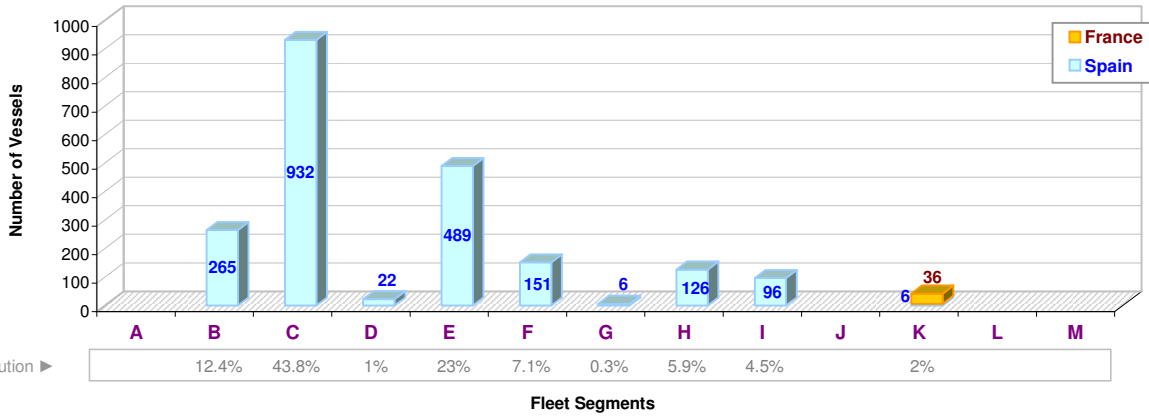


Total number of vessels reported 2129
 Total number of Operational Units reported 15



Fleet Segment	Vessels no.	Fishing Gear Class																
		01	02	03	04	05	06	07	08	09	10	11	20	25	98	99		
		Surrounding Nets	Seine Nets	Trawls	Dredges	Lift Nets	Falling Gear	Gillnets and Entangling Nets	Traps	Hooks and Lines	Grappling and Wounding	Harvesting Machines	Miscellaneous Gear	Recreational Fishing Gear	Other Gear	Gear Not Known or Not Specified		
A Minor gear without engine	< 12																	
B Minor gear with engine	< 6							255	255	265								
C Minor gear with engine	6 - 12							872	872	932								
D Trawl	< 12			22														
E Trawl	12 - 24			489														
F Trawl	> 24			151														
G Purse Seine	6 - 12		6															
H Purse Seine	> 12		126															
I Long line	> 6									96								
J Pelagic Trawl	> 6																	
K Tuna Seine	> 12		42															
L Dredge	> 6																	
M Polyvalent	> 12																	

NB: The value in each red cell is the cumulative number of vessels of each Operational Unit pertaining to the same gear class and fleet segment (individual vessels may be included in more than one Operational Unit). Vessels within the same segment may also use more than one Gear Class.



GSA 06

31 - Small gregarious pelagic species

	Fleet Segment	Fishing Gear Class	Operational Unit Code	Number of Vessels			Landings (Tonnes)			Stock Assessment Forms Ref
				FRA	ESP	TOTAL	FRA	ESP	TOTAL	
1	G	01	06 G 01 31	-	6	6	-	na	na	-
2	H	01	06 H 01 31	-	126	126	-	na	na	-

32 - Large pelagic species

	Fleet Segment	Fishing Gear Class	Operational Unit Code	Number of Vessels			Landings (Tonnes)			Stock Assessment Forms Ref
				FRA	ESP	TOTAL	FRA	ESP	TOTAL	
1	B	09	06 B 09 32	-	255	255	-	na	na	-
2	C	09	06 C 09 32	-	872	872	-	na	na	-
3	I	09	06 I 09 32	-	96	96	-	na	na	-
4	K	01	06 K 01 32	36	6	42	na	na	na	-

33 - Demersal shelf species

	Fleet Segment	Fishing Gear Class	Operational Unit Code	Number of Vessels			Landings (Tonnes)			Stock Assessment Forms Ref
				FRA	ESP	TOTAL	FRA	ESP	TOTAL	
1	B	07	06 B 07 33	-	255	255	-	na	na	-
2	B	08	06 B 08 33	-	255	255	-	na	na	-
3	B	09	06 B 09 33	-	10		-	na	na	-
4	C	07	06 C 07 33	-	872		-	na	na	HKE0608Pal
5	C	08	06 C 08 33	-	872		-	na	na	-
6	C	09	06 C 09 33	-	60		-	na	na	-
7	D	03	06 D 03 33	-	22		-	na	na	-
8	E	03	06 E 03 33	-	489		-	na	na	DPS0608Gar
							-	na	na	HKE0608Gar
							-	na	na	HKE0608Pal
							-	na	na	MNZ0608E.B
							-	na	na	MUT0608Fer
9	F	03	06 F 03 33		151		-	na	na	-

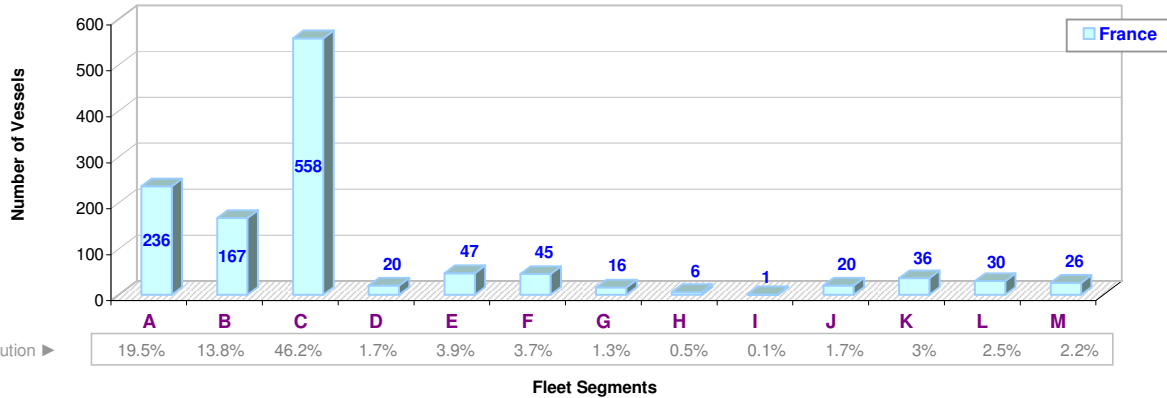
TASK 1 INFORMATION SHEET - T1/2007/07

Year 2007
 GSA 07 - Gulf of Lions
 Countries which submitted data France (FRA)
 Total number of vessels reported 1208
 Total number of Operational Units reported 42



Fleet Segment	Vessels no.	Fishing Gear Class																	
		01 Surrounding Nets	02 Seine Nets	03 Trawls	04 Dredges	05 Lift Nets	06 Falling Gear	07 Gillnets and Entangling Nets	08 Traps	09 Hooks and Lines	10 Grappling and Wounding	11 Harvesting Machines	20 Miscellaneous Gear	25 Recreational Fishing Gear	98 Other Gear	99 Gear Not Known or Not Specified			
A Minor gear without engine < 12	236		1		62	2		19	82	1							118		
B Minor gear with engine < 6	167		1		5	5		150	79	33							28		2
C Minor gear with engine 6 - 12	558		10		5	5		512	75	100							45	1	7
D Trawl < 12	20										1								
E Trawl 12 - 24	47																		
F Trawl > 24	45																		
G Purse Seine 6 - 12	16		15	1			1				4	5	1						
H Purse Seine > 12	6		6																
I Long line > 6	1																		1
J Pelagic Trawl > 6	20																		20
K Tuna Seine > 12	36		36																
L Dredge > 6	30						16												
M Polyvalent > 12	26											26	2	2					

NB: The value in each red cell is the cumulative number of vessels of each Operational Unit pertaining to the same gear class and fleet segment (individual vessels may be included in more than one Operational Unit). Vessels within the same segment may also use more than one Gear Class.



GSA 07

31 - Small gregarious pelagic species

	Fleet Segment	Fishing Gear Class	Operational Unit Code	Number of Vessels		Landings (Tonnes)		Stock Assessment Forms Ref
				FRA	TOTAL	FRA	TOTAL	
1	A	02	07 A 02 31	1	1	-	na	-
2	A	05	07 A 05 31	2	2	-	na	-
3	B	02	07 B 02 31	1	1	-	na	-
4	B	05	07 B 05 31	5	5	-	na	-
5	C	02	07 C 02 31	10	10	-	na	-
6	C	05	07 C 05 31	5	5	-	na	-
7	G	01	07 G 01 31	15	15	-	na	-
8	G	02	07 G 02 31	1	1	-	na	-
9	H	01	07 H 01 31	6	6	-	na	-
10	J	03	07 J 03 31	20	20	-	na	-

32 - Large pelagic species

	Fleet Segment	Fishing Gear Class	Operational Unit Code	Number of Vessels		Landings (Tonnes)		Stock Assessment Forms Ref
				FRA	TOTAL	FRA	TOTAL	
1	K	01	07 K 01 32	36	36	-	na	-

33 - Demersal shelf species

	Fleet Segment	Fishing Gear Class	Operational Unit Code	Number of Vessels		Landings (Tonnes)		Stock Assessment Forms Ref
				FRA	TOTAL	FRA	TOTAL	
1	A	07	07 A 07 33	19	19	na	na	-
2	A	08	07 A 08 33	82	82	na	na	-
3	A	09	07 A 09 33	1	1	na	na	-
4	A	20	07 A 20 33	118	118	na	na	-
5	B	07	07 B 07 33	150	150	na	na	-
6	B	08	07 B 08 33	79	79	na	na	-
7	B	09	07 B 09 33	33	33	na	na	-
8	B	20	07 B 20 33	28	28	na	na	-
9	B	98	07 B 98 33	2	2	na	na	-
10	C	07	07 C 07 33	512	512	na	na	-
11	C	08	07 C 08 33	75	75	na	na	-
12	C	09	07 C 09 33	100	100	na	na	-
13	C	20	07 C 20 33	45	45	na	na	-
14	C	25	07 C 25 33	1	1	na	na	-
15	C	98	07 C 98 33	7	7	na	na	-
16	D	03	07 D 03 33	20	20	na	na	-
17	D	07	07 D 07 33	1	1	na	na	-
18	E	03	07 E 03 33	47	47	na	na	HKE0708Ang
19	F	03	07 F 03 33	45	45	na	na	-
20	G	07	07 G 07 33	4	4	na	na	-
21	G	08	07 G 08 33	5	5	na	na	-
22	G	09	07 G 09 33	1	1	na	na	-
23	I	09	07 I 09 33	1	1	na	na	-
24	M	07	07 M 07 33	26	26	na	na	-
25	M	08	07 M 08 33	2	2	na	na	-
26	M	09	07 M 09 33	2	2	na	na	-

GSA 07

35 - Sessile species

	Fleet Segment	Fishing Gear Class	Operational Unit Code	Number of Vessels		Landings (Tonnes)		Stock Assessment Forms Ref
				FRA	TOTAL	FRA	TOTAL	
1	A	04	07 A 04 35	62	62	na	na	-
2	B	04	07 B 04 35	5	5	na	na	-
3	C	04	07 C 04 35	5	5	na	na	-
4	G	04	07 G 04 35	1	1	na	na	-
5	L	04	07 L 04 35	16	16	na	na	-

TASK 1 INFORMATION SHEET - T1/2007/08

Release 2008 (final)

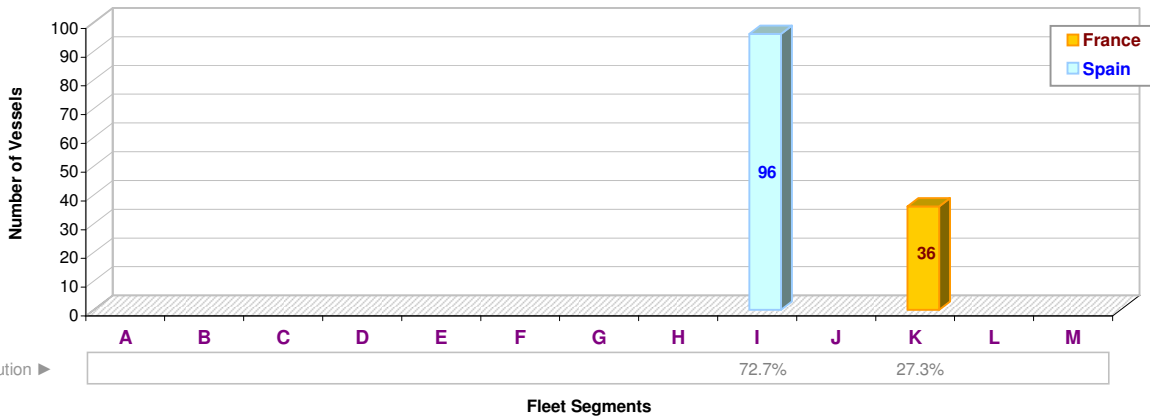
Year 2007
 GSA 08 - Corsica Island
 Countries which submitted data France (FRA)
 Spain (ESP)



Total number of vessels reported 132
 Total number of Operational Units reported 2

Fleet Segment	Vessels no.	Fishing Gear Class																
		01	02	03	04	05	06	07	08	09	10	11	20	25	98	99		
A Minor gear without engine	< 12																	
B Minor gear with engine	< 6																	
C Minor gear with engine	6 - 12																	
D Trawl	< 12																	
E Trawl	12 - 24																	
F Trawl	> 24																	
G Purse Seine	6 - 12																	
H Purse Seine	> 12																	
I Long line	> 6																96	
J Pelagic Trawl	> 6																	
K Tuna Seine	> 12																36	
L Dredge	> 6																	
M Polyvalent	> 12																	

NB: The value in each red cell is the cumulative number of vessels of each Operational Unit pertaining to the same gear class and fleet segment (individual vessels may be included in more than one Operational Unit). Vessels within the same segment may also use more than one Gear Class.



GSA 08

32 - Large pelagic species

	Fleet Segment	Fishing Gear Class	Operational Unit Code	Number of Vessels			Landings (Tonnes)			Stock Assessment Forms Ref
				FRA	ESP	TOTAL	FRA	ESP	TOTAL	
1	I	09	08 I 09 32	-	96	96	-	na	na	-
2	K	01	08 K 01 32	36	-	36	na	-	na	-

TASK 1 INFORMATION SHEET - T1/2007/09

Release 2008 (final)

Year 2007
 GSA 09 - Ligurian and North Tirrenian Sea
 Countries which submitted data France (FRA)
 Italy (ITA)
 Spain (ESP)

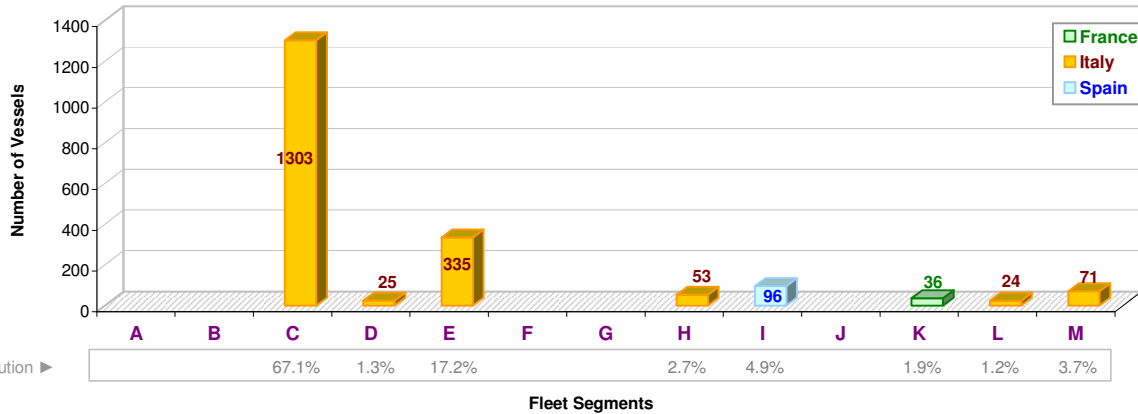


Total number of vessels reported 1943
 Total number of Operational Units reported 19



Fleet Segment	Vessels no.	Fishing Gear Class																
		01	02	03	04	05	06	07	08	09	10	11	20	25	98	99		
A Minor gear without engine	< 12																	
B Minor gear with engine	< 6																	
C Minor gear with engine	6 - 12																	5212
D Trawl	< 12																	
E Trawl	12 - 24																	
F Trawl	> 24																	
G Purse Seine	6 - 12																	
H Purse Seine	> 12																	
I Long line	> 6																	
J Pelagic Trawl	> 6																	
K Tuna Seine	> 12																	
L Dredge	> 6																	
M Polyvalent	> 12																	

NB: The value in each red cell is the cumulative number of vessels of each Operational Unit pertaining to the same gear class and fleet segment (individual vessels may be included in more than one Operational Unit). Vessels within the same segment may also use more than one Gear Class.



GSA 09

31 - Small gregarious pelagic species

Fleet Segment	Fishing Gear Class	Operational Unit Code	Number of Vessels				Landings (Tonnes)				Stock Assessment Forms Ref
			FRA	ITA	ESP	TOTAL	FRA	ITA	ESP	TOTAL	
1	C	09 C 20 31	-	1303	-	1303	-	na	-	na	-
2	D	09 D 03 31	-	25	-	25	-	na	-	na	-
3	E	09 E 03 31	-	335	-	335	-	na	-	na	-
4	H	09 H 01 31	-	53	-	53	-	na	-	na	-
5	M	09 M 20 31	-	71	-	71	-	na	-	na	-

32 - Large pelagic species

Fleet Segment	Fishing Gear Class	Operational Unit Code	Number of Vessels				Landings (Tonnes)				Stock Assessment Forms Ref
			FRA	ITA	ESP	TOTAL	FRA	ITA	ESP	TOTAL	
1	C	09 C 20 32	-	1303	-	1303	-	na	-	na	-
2	H	09 H 01 32	-	53	-	53	-	na	-	na	-
3	I	09 I 09 32	-	-	96	96	-	-	na	-	-
4	K	09 K 01 32	36	-	-	36	na	-	-	na	-
5	M	09 M 20 32	-	71	-	71	-	na	-	na	-

33 - Demersal shelf species

	Fleet Segment	Fishing Gear Class	Operational Unit Code	Number of Vessels				Landings (Tonnes)				Stock Assessment Forms Ref
				FRA	ITA	ESP	TOTAL	FRA	ITA	ESP	TOTAL	
1	C	20	09 C 20 33	-	1303	-	1303	-	na	-	na	-
2	D	03	09 D 03 33	-	25	-	25	-	na	-	na	HKE0908F. JRS0908Ser
3	E	03	09 E 03 33	-	335	-	335	-	na	-	na	HKE0908F. JRS0908Ser RJC0908Ser
4	M	20	09 M 20 33	-	71	-	71	-	na	-	na	-

34 - Demersal slope species

	Fleet Segment	Fishing Gear Class	Operational Unit Code	Number of Vessels				Landings (Tonnes)				Stock Assessment Forms Ref
				FRA	ITA	ESP	TOTAL	FRA	ITA	ESP	TOTAL	
1	C	20	09 C 20 34	-	1303	-	1303	-	na	-	na	-
2	D	03	09 D 03 34	-	25	-	25	-	na	-	na	-
3	E	03	09 E 03 34	-	335	-	335	-	na	-	na	-
4	M	20	09 M 20 34	-	71	-	71	-	na	-	na	-

35 - Sessile species

	Fleet Segment	Fishing Gear Class	Operational Unit Code	Number of Vessels				Landings (Tonnes)				Stock Assessment Forms Ref
				FRA	ITA	ESP	TOTAL	FRA	ITA	ESP	TOTAL	
1	L	04	09 L 04 35	-	24	-	24	-	na	-	na	-

GSA 09

TASK 1 INFORMATION SHEET - T1/2007/10

Release 2008 (final)

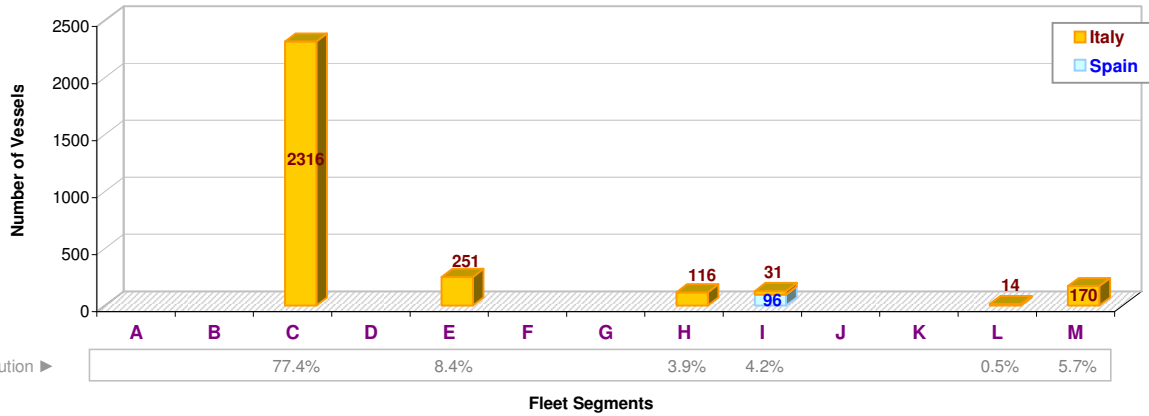
Year 2007
 GSA 10 - South and Central Tirrenian Sea
 Countries which submitted data Spain (ESP)
 Italy (ITA)



Total number of vessels reported 2994
 Total number of Operational Units reported 19

Fleet Segment	Vessels no.	Fishing Gear Class																
		01	02	03	04	05	06	07	08	09	10	11	20	25	98	99		
		Surrounding Nets	Seine Nets	Trawls	Dredges	Lift Nets	Falling Gear	Gillnets and Entangling Nets	Traps	Hooks and Lines	Grappling and Wounding	Harvesting Machines	Miscellaneous Gear	Recreational Fishing Gear	Other Gear	Gear Not Known or Not Specified		
A Minor gear without engine	< 12																	
B Minor gear with engine	< 6																	
C Minor gear with engine	6 - 12															###		
D Trawl	< 12																	
E Trawl	12 - 24															753		
F Trawl	> 24																	
G Purse Seine	6 - 12																	
H Purse Seine	> 12															232		
I Long line	> 6															189		
J Pelagic Trawl	> 6																	
K Tuna Seine	> 12																	
L Dredge	> 6															14		
M Polyvalent	> 12															850		

NB: The value in each red cell is the cumulative number of vessels of each Operational Unit pertaining to the same gear class and fleet segment (individual vessels may be included in more than one Operational Unit). Vessels within the same segment may also use more than one Gear Class.



GSA 10

31 - Small gregarious pelagic species

	Fleet Segment	Fishing Gear Class	Operational Unit Code	Number of Vessels			Landings (Tonnes)			Stock Assessment Forms Ref
				ITA	ESP	TOTAL	ITA	ESP	TOTAL	
1	C	20	10 C 20 31	2316	-	2316	na	-	na	-
2	E	03	10 E 03 31	251	-	251	na	-	na	-
3	H	01	10 H 01 31	116	-	116	na	-	na	-
4	M	20	10 M 20 31	170	-	170	na	-	na	-

32 - Large pelagic species

	Fleet Segment	Fishing Gear Class	Operational Unit Code	Number of Vessels			Landings (Tonnes)			Stock Assessment Forms Ref
				ITA	ESP	TOTAL	ITA	ESP	TOTAL	
1	C	20	10 C 20 32	2316	-	2316	na	-	na	-
2	H	01	10 H 01 32	116	-	116	na	-	na	-
3	I	09	10 I 09 32	31	96	127	na	na	na	-
4	M	20	10 M 20 32	170	-	170	na	-	na	-

33 - Demersal shelf species

	Fleet Segment	Fishing Gear Class	Operational Unit Code	Number of Vessels			Landings (Tonnes)			Stock Assessment Forms Ref
				ITA	ESP	TOTAL	ITA	ESP	TOTAL	
1	C	20	10 C 20 33	2316	-	2316	na	-	na	-
2	E	03	10 E 03 33	251	-	251	na	-	na	-
3	I	09	10 I 09 33	31	-	31	na	-	na	-
4	M	20	10 M 20 33	170	-	170	na	-	na	-

34 - Demersal slope species

	Fleet Segment	Fishing Gear Class	Operational Unit Code	Number of Vessels			Landings (Tonnes)			Stock Assessment Forms Ref
				ITA	ESP	TOTAL	ITA	ESP	TOTAL	
1	C	20	10 C 20 34	2316	-	2316	na	-	na	-
2	E	03	10 E 03 34	251	-	251	na	-	na	-
3	I	09	10 I 09 34	31	-	31	na	-	na	-
4	M	20	10 M 20 34	170	-	170	na	-	na	-

35 - Sessile species

	Fleet Segment	Fishing Gear Class	Operational Unit Code	Number of Vessels			Landings (Tonnes)			Stock Assessment Forms Ref
				ITA	ESP	TOTAL	ITA	ESP	TOTAL	
1	C	20	10 C 20 35	2316	-	2316	na	-	na	-
2	L	04	10 L 04 35	14	-	14	na	-	na	-
3	M	20	10 M 20 35	170	-	170	na	-	na	-

TASK 1 INFORMATION SHEET - T1/2007/11

Year 2007
 GSA 11 - Sardinia
 Countries which submitted data France (FRA)
 Italy (ITA)
 Spain (ESP)

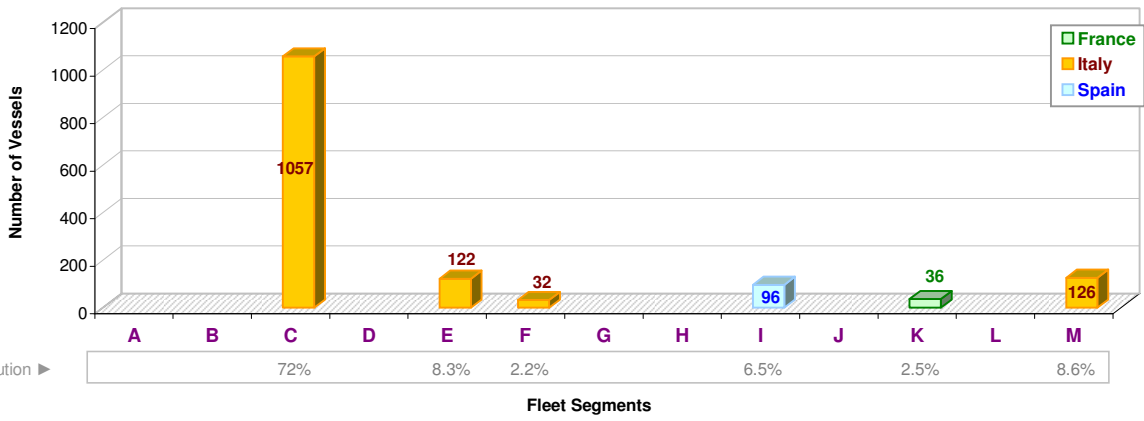


Total number of vessels reported 1469
 Total number of Operational Units reported 16



Fleet Segment	Vessels no.	Fishing Gear Class																
		01	02	03	04	05	06	07	08	09	10	11	20	25	98	99		
A Minor gear without engine	< 12																	
B Minor gear with engine	< 6																	
C Minor gear with engine	6 - 12												4228					
D Trawl	< 12																	
E Trawl	12 - 24											366						
F Trawl	> 24											96						
G Purse Seine	6 - 12																	
H Purse Seine	> 12																	
I Long line	> 6												96					
J Pelagic Trawl	> 6																	
K Tuna Seine	> 12																	
L Dredge	> 6																	
M Polyvalent	> 12																504	

NB: The value in each red cell is the cumulative number of vessels of each Operational Unit pertaining to the same gear class and fleet segment (individual vessels may be included in more than one Operational Unit). Vessels within the same segment may also use more than one Gear Class.



GSA 11

31 - Small gregarious pelagic species

Fleet Segment	Fishing Gear Class	Operational Unit Code	Number of Vessels				Landings (Tonnes)				Stock Assessment Forms Ref
			FRA	ITA	ESP	TOTAL	FRA	ITA	ESP	TOTAL	
1	C	11 C 20 31	-	1057	-	1057	-	na	-	na	-
2	E	11 E 03 31	-	122	-	122	-	na	-	na	-
3	F	11 F 03 31	-	32	-	32	-	na	-	na	-
4	M	11 M 20 31	-	126	-	126	-	na	-	na	-

32 - Large pelagic species

Fleet Segment	Fishing Gear Class	Operational Unit Code	Number of Vessels				Landings (Tonnes)				Stock Assessment Forms Ref
			FRA	ITA	ESP	TOTAL	FRA	ITA	ESP	TOTAL	
1	C	11 C 20 32	-	1057	-	1057	-	na	-	na	-
2	I	11 I 09 32	-	-	96	96	-	-	na	na	-
3	K	11 K 01 32	36	-	-	36	na	-	-	na	-
4	M	11 M 20 32	-	126	-	126	-	na	-	na	-

33 - Demersal shelf species

Fleet Segment	Fishing Gear Class	Operational Unit Code	Number of Vessels				Landings (Tonnes)				Stock Assessment Forms Ref
			FRA	ITA	ESP	TOTAL	FRA	ITA	ESP	TOTAL	
1	C	11 C 20 33	-	1057	-	1057	-	na	-	na	-
2	E	11 E 03 33	-	122	-	122	-	na	-	na	-
3	F	11 F 03 33	-	32	-	32	-	na	-	na	-
4	M	11 M 20 33	-	126	-	126	-	na	-	na	-

34 - Demersal slope species

	Fleet Segment	Fishing Gear Class	Operational Unit Code	Number of Vessels				Landings (Tonnes)				Stock Assessment Forms Ref
				FRA	ITA	ESP	TOTAL	FRA	ITA	ESP	TOTAL	
1	C	20	11 C 20 34	-	1057	-	1057	-	na	-	na	-
2	E	03	11 E 03 34	-	122	-	122	-	na	-	na	-
3	F	03	11 F 03 34	-	32	-	32	-	na	-	na	-
4	M	20	11 M 20 34	-	126	-	126	-	na	-	na	-

TASK 1 INFORMATION SHEET - T1/2007/12

Release 2008 (final)

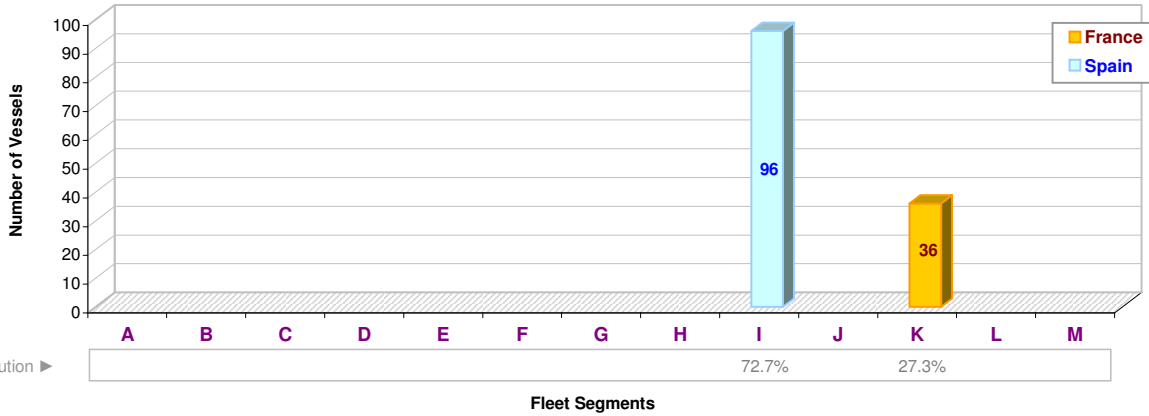
Year 2007
 GSA 12 - Northern Tunisia
 Countries which submitted data France (FRA)
 Spain (ESP)



Total number of vessels reported 132
 Total number of Operational Units reported 2

Fleet Segment	Vessels no.	Fishing Gear Class																
		01	02	03	04	05	06	07	08	09	10	11	20	25	98	99		
A Minor gear without engine	< 12																	
B Minor gear with engine	< 6																	
C Minor gear with engine	6 - 12																	
D Trawl	< 12																	
E Trawl	12 - 24																	
F Trawl	> 24																	
G Purse Seine	6 - 12																	
H Purse Seine	> 12																	
I Long line	> 6																96	
J Pelagic Trawl	> 6																	
K Tuna Seine	> 12																36	
L Dredge	> 6																	
M Polyvalent	> 12																	

NB: The value in each red cell is the cumulative number of vessels of each Operational Unit pertaining to the same gear class and fleet segment (individual vessels may be included in more than one Operational Unit). Vessels within the same segment may also use more than one Gear Class.



GSA 12

32 - Large pelagic species

	Fleet Segment	Fishing Gear Class	Operational Unit Code	Number of Vessels			Landings (Tonnes)			Stock Assessment Forms Ref
				FRA	ESP	TOTAL	FRA	ESP	TOTAL	
1	I	09	12 I 09 32	-	96	96	-	na	na	-
2	K	01	12 K 01 32	36	-	36	na	-	na	-

TASK 1 INFORMATION SHEET - T1/2007/13

Release 2008 (final)

Year 2007
 GSA 13 - Gulf of Hammamet
 Countries which submitted data
 Cyprus (CYP)
 France (FRA)
 Spain (ESP)

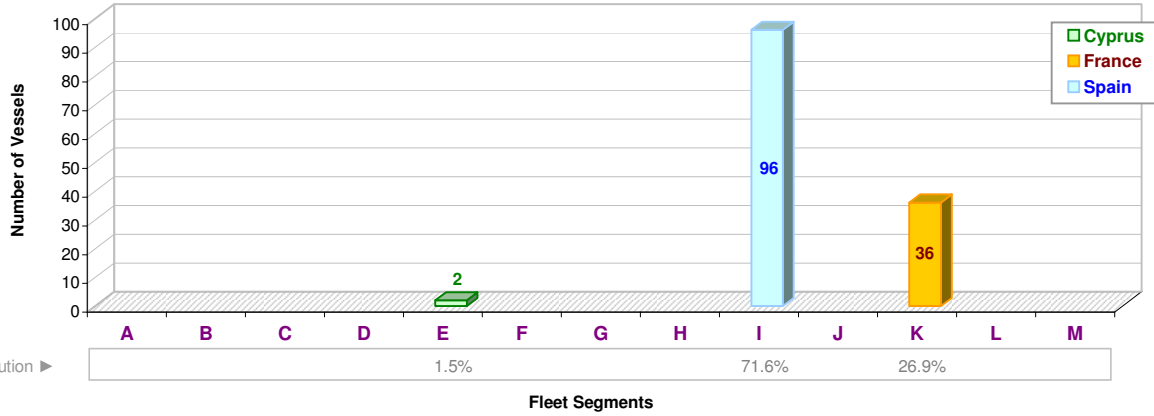


Total number of vessels reported 134
 Total number of Operational Units reported 3



Fleet Segment	Vessels no.	Fishing Gear Class																
		01	02	03	04	05	06	07	08	09	10	11	20	25	98	99		
		Surrounding Nets	Seine Nets	Trawls	Dredges	Lift Nets	Falling Gear	Gillnets and Entangling Nets	Traps	Hooks and Lines	Grappling and Wounding	Harvesting Machines	Miscellaneous Gear	Recreational Fishing Gear	Other Gear	Gear Not Known or Not Specified		
A Minor gear without engine	< 12																	
B Minor gear with engine	< 6																	
C Minor gear with engine	6 - 12																	
D Trawl	< 12																	
E Trawl	12 - 24	2		2														
F Trawl	> 24																	
G Purse Seine	6 - 12																	
H Purse Seine	> 12																	
I Long line	> 6	96								96								
J Pelagic Trawl	> 6																	
K Tuna Seine	> 12	36	36															
L Dredge	> 6																	
M Polyvalent	> 12																	

NB: The value in each red cell is the cumulative number of vessels of each Operational Unit pertaining to the same gear class and fleet segment (individual vessels may be included in more than one Operational Unit). Vessels within the same segment may also use more than one Gear Class.



GSA 13

32 - Large pelagic species

	Fleet Segment	Fishing Gear Class	Operational Unit Code	Number of Vessels				Landings (Tonnes)				Stock Assessment Forms Ref
				CYP	FRA	ESP	TOTAL	CYP	FRA	ESP	TOTAL	
1	I	09	13 I 09 32	-	-	96	96	-	-	na	na	-
2	K	01	13 K 01 32	-	36	-	36	-	na	-	na	-

33 - Demersal shelf species

	Fleet Segment	Fishing Gear Class	Operational Unit Code	Number of Vessels				Landings (Tonnes)				Stock Assessment Forms Ref
				CYP	FRA	ESP	TOTAL	CYP	FRA	ESP	TOTAL	
1	E	03	13 E 03 33	2	-	-	2	na	-	-	na	-

TASK 1 INFORMATION SHEET - T1/2007/14

Release 2008 (final)

Year 2007
 GSA 14 - Gulf of Gabes
 Countries which submitted data Cyprus (CYP)
 France (FRA)
 Spain (ESP)

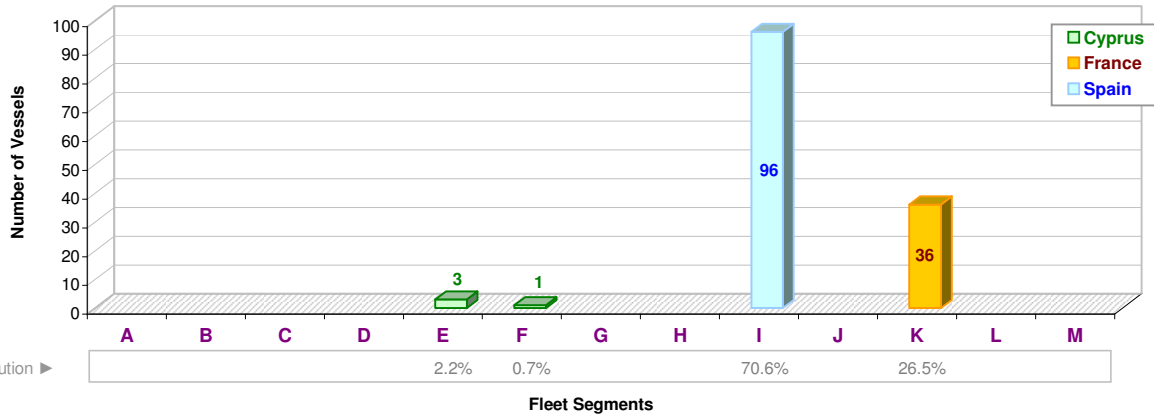


Total number of vessels reported 136
 Total number of Operational Units reported 4



Fleet Segment	Vessels no.	Fishing Gear Class																
		01	02	03	04	05	06	07	08	09	10	11	20	25	98	99		
A Minor gear without engine	< 12																	
B Minor gear with engine	< 6																	
C Minor gear with engine	6 - 12																	
D Trawl	< 12																	
E Trawl	12 - 24																	
F Trawl	> 24																	
G Purse Seine	6 - 12																	
H Purse Seine	> 12																	
I Long line	> 6																	
J Pelagic Trawl	> 6																	
K Tuna Seine	> 12																	
L Dredge	> 6																	
M Polyvalent	> 12																	

NB: The value in each red cell is the cumulative number of vessels of each Operational Unit pertaining to the same gear class and fleet segment (individual vessels may be included in more than one Operational Unit). Vessels within the same segment may also use more than one Gear Class.



GSA 14

32 - Large pelagic species

	Fleet Segment	Fishing Gear Class	Operational Unit Code	Number of Vessels				Landings (Tonnes)				Stock Assessment Forms Ref
				CYP	FRA	ESP	TOTAL	CYP	FRA	ESP	TOTAL	
1	I	09	14 I 09 32	-	-	96	96	-	-	na	na	-
2	K	01	14 K 01 32	-	36	-	36	-	na	-	na	-

33 - Demersal shelf species

	Fleet Segment	Fishing Gear Class	Operational Unit Code	Number of Vessels				Landings (Tonnes)				Stock Assessment Forms Ref
				CYP	FRA	ESP	TOTAL	CYP	FRA	ESP	TOTAL	
1	E	03	14 E 03 33	3	-	-	3	na	-	-	na	-
2	F	03	14 F 03 33	1	-	-	1	na	-	-	na	-

TASK 1 INFORMATION SHEET - T1/2007/15

Release 2008 (final)

Year 2007
 GSA 15 - Malta Island
 Countries which submitted data
 Cyprus (CYP)
 France (FRA)
 Malta (MLT)
 Spain (ESP)

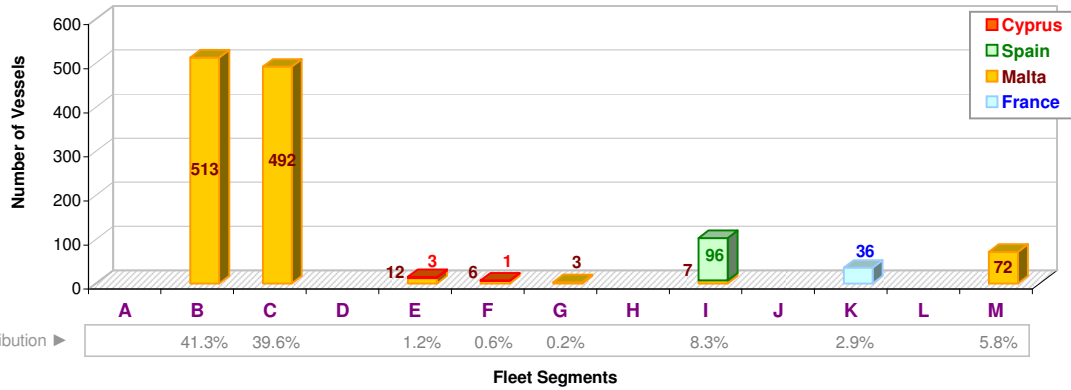


Total number of vessels reported 1241
 Total number of Operational Units reported 35



Fleet Segment	Vessels no.	Fishing Gear Class																
		01 Surrounding Nets	02 Seine Nets	03 Trawls	04 Dredges	05 Lift Nets	06 Falling Gear	07 Gillnets and Entangling Nets	08 Traps	09 Hooks and Lines	10 Grappling and Wounding	11 Harvesting Machines	20 Miscellaneous Gear	25 Recreational Fishing Gear	98 Other Gear	99 Gear Not Known or Not Specified		
A Minor gear without engine	< 12																	
B Minor gear with engine	< 6																	
C Minor gear with engine	6 - 12		2															
D Trawl	< 12																	
E Trawl	12 - 24								17									
F Trawl	> 24								4									
G Purse Seine	6 - 12		1															
H Purse Seine	> 12																	
I Long line	> 6																104	
J Pelagic Trawl	> 6																	
K Tuna Seine	> 12		36															
L Dredge	> 6																	
M Polyvalent	> 12		72	35						5	6	75						

NB: The value in each red cell is the cumulative number of vessels of each Operational Unit pertaining to the same gear class and fleet segment (individual vessels may be included in more than one Operational Unit). Vessels within the same segment may also use more than one Gear Class.



GSA 15

31 - Small gregarious pelagic species

Fishing Fleet Segment	Gear Class	Operational Unit Code	Number of Vessels					Landings (Tonnes)					Stock Assessment Forms Ref	
			CYP	FRA	MLT	ESP	TOTAL	CYP	FRA	MLT	ESP	TOTAL		
1	B	01	15 B 01 31	-	-	na	-	na	-	-	0.054	-	0.054	-
2	B	02	15 B 02 31	-	-	na	-	na	-	-	0.865	-	0.865	-
3	C	01	15 C 01 31	-	-	2	-	2	-	-	2.886	-	2.886	-
4	C	02	15 C 02 31	-	-	na	-	na	-	-	1.842	-	1.842	-
5	M	01	15 M 01 31	-	-	4	-	4	-	-	7.625	-	7.625	-

32 - Large pelagic species

Fishing Fleet Segment	Gear Class	Operational Unit Code	Number of Vessels					Landings (Tonnes)					Stock Assessment Forms Ref	
			CYP	FRA	MLT	ESP	TOTAL	CYP	FRA	MLT	ESP	TOTAL		
1	B	01	15 B 01 32	-	-	na	-	na	-	-	2.025	-	2.025	-
2	B	07	15 B 07 32	-	-	na	-	na	-	-	0.541	-	0.541	-
3	B	09	15 B 09 32	-	-	na	-	na	-	-	18.616	-	18.616	-
4	C	01	15 C 01 32	-	-	na	-	na	-	-	85.756	-	85.756	-
5	C	07	15 C 07 32	-	-	na	-	na	-	-	0.412	-	0.412	-
6	C	09	15 C 09 32	-	-	na	-	na	-	-	128.761	-	128.761	-
7	G	01	15 G 01 32	-	-	1	-	1	-	-	0.03	-	0.03	-
8	I	09	15 I 09 32	-	-	5	96	101	-	-	14.732	na	na	-
9	K	01	15 K 01 32	-	36	-	-	36	-	na	-	-	na	-
10	M	01	15 M 01 32	-	-	31	-	31	-	-	348.365	-	348.365	-
11	M	09	15 M 09 32	-	-	40	-	40	-	-	214.653	-	214.653	-

33 - Demersal shelf species

	Fishing			Number of Vessels					Landings (Tonnes)					Stock Assessment	
	Fleet Segment	Gear Class	Operational Unit Code	CYP	FRA	MLT	ESP	TOTAL	CYP	FRA	MLT	ESP	TOTAL	Forms	Ref
1	B	07	15 B 07 33	-	-	na	-	na	-	-	12.544	-	12.544	-	-
2	B	08	15 B 08 33	-	-	na	-	na	-	-	15.235	-	15.235	-	-
3	B	09	15 B 09 33	-	-	na	-	na	-	-	9.47	-	9.47	-	-
4	B	98	15 B 98 33	-	-	na	-	na	-	-	0.035	-	0.035	-	-
5	C	07	15 C 07 33	-	-	na	-	na	-	-	11.331	-	11.331	-	-
6	C	08	15 C 08 33	-	-	na	-	na	-	-	21.921	-	21.921	-	-
7	C	09	15 C 09 33	-	-	na	-	na	-	-	35.843	-	35.843	-	-
8	C	98	15 C 98 33	-	-	na	-	na	-	-	0.174	-	0.174	-	-
9	E	03	15 E 03 33	3	-	4	-	7	na	-	23.172	-	na	-	-
10	F	03	15 F 03 33	1	-	1	-	2	na	-	3.031	-	na	-	-
11	I	09	15 I 09 33	-	-	1	-	1	-	-	6.032	-	6.032	-	-
12	M	07	15 M 07 33	-	-	5	-	5	-	-	0.18	-	0.18	-	-
13	M	08	15 M 08 33	-	-	6	-	6	-	-	0.52	-	0.52	-	-
14	M	09	15 M 09 33	-	-	21	-	21	-	-	12.391	-	12.391	-	-

34 - Demersal slope species

	Fishing			Number of Vessels					Landings (Tonnes)					Stock Assessment	
	Fleet Segment	Gear Class	Operational Unit Code	CYP	FRA	MLT	ESP	TOTAL	CYP	FRA	MLT	ESP	TOTAL	Forms	Ref
1	C	09	15 C 09 34	-	-	na	-	na	-	-	1.756	-	1.756	-	-
2	E	03	15 E 03 34	-	-	10	-	10	-	-	38.109	-	38.109	-	-
3	F	03	15 F 03 34	-	-	2	-	2	-	-	4.083	-	4.083	-	-
4	I	09	15 I 09 34	-	-	2	-	2	-	-	0.148	-	0.148	-	-
5	M	09	15 M 09 34	-	-	14	-	14	-	-	2.647	-	2.647	-	-

TASK 1 INFORMATION SHEET - T1/2007/16

Release 2008 (final)

Year 2007
 GSA 16 - South of Sicily
 Countries which submitted data France (FRA)
 Italy (ITA)
 Spain (ESP)

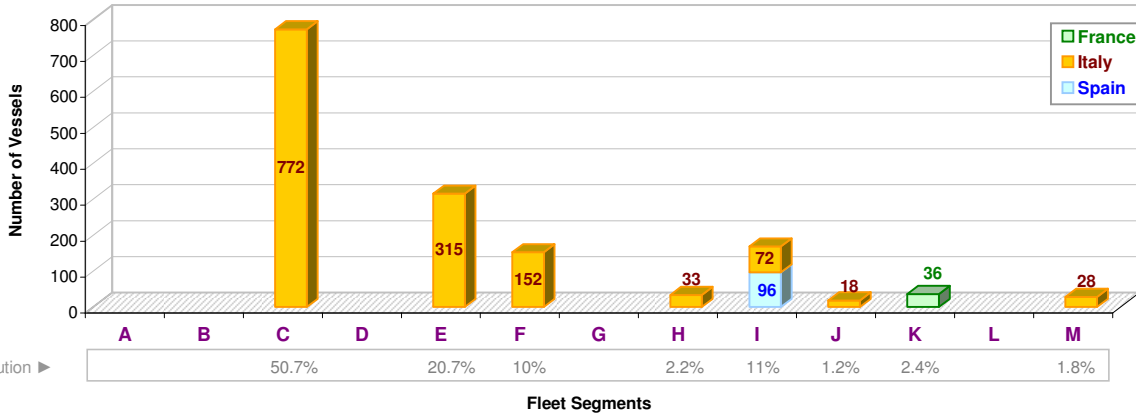


Total number of vessels reported 1522
 Total number of Operational Units reported 23



Fleet Segment	Vessels no.	Fishing Gear Class																
		01	02	03	04	05	06	07	08	09	10	11	20	25	98	99		
A Minor gear without engine < 12																		
B Minor gear with engine < 6																		
C Minor gear with engine 6 - 12	772																3088	
D Trawl < 12																		
E Trawl 12 - 24	315																945	
F Trawl > 24	152																456	
G Purse Seine 6 - 12																		
H Purse Seine > 12	33																66	
I Long line > 6	168																384	
J Pelagic Trawl > 6	18																36	
K Tuna Seine > 12	36																36	
L Dredge > 6																		
M Polyvalent > 12	28																112	

NB: The value in each red cell is the cumulative number of vessels of each Operational Unit pertaining to the same gear class and fleet segment (individual vessels may be included in more than one Operational Unit). Vessels within the same segment may also use more than one Gear Class.



GSA 16

31 - Small gregarious pelagic species

Fleet Segment	Fishing Gear Class	Operational Unit Code	Number of Vessels				Landings (Tonnes)				Stock Assessment Forms Ref	
			FRA	ITA	ESP	TOTAL	FRA	ITA	ESP	TOTAL		
1	C	20	16 C 20 31	-	772	-	772	-	na	-	na	-
2	E	03	16 E 03 31	-	315	-	315	-	na	-	na	-
3	F	03	16 F 03 31	-	152	-	152	-	na	-	na	-
4	H	01	16 H 01 31	-	33	-	33	-	na	-	na	ANE1608Pat PIL1608Pat
5	I	09	16 I 09 31	-	72	-	72	-	na	-	na	-
6	J	03	16 J 03 31	-	18	-	18	-	na	-	na	ANE1608Pat PIL1608Pat
7	M	20	16 M 20 31	-	28	-	28	-	na	-	na	-

32 - Large pelagic species

Fleet Segment	Fishing Gear Class	Operational Unit Code	Number of Vessels				Landings (Tonnes)				Stock Assessment Forms Ref	
			FRA	ITA	ESP	TOTAL	FRA	ITA	ESP	TOTAL		
1	C	20	16 C 20 32	-	772	-	772	-	na	-	na	-
2	H	01	16 H 01 32	-	33	-	33	-	na	-	na	-
3	I	09	16 I 09 32	-	72	96	168	-	na	na	na	-
4	K	01	16 K 01 32	36	-	-	36	na	-	-	na	-
5	M	20	16 M 20 32	-	28	-	28	-	na	-	na	-

33 - Demersal shelf species

	Fleet Segment	Fishing Gear Class	Operational Unit Code	Number of Vessels				Landings (Tonnes)				Stock Assessment Forms Ref
				FRA	ITA	ESP	TOTAL	FRA	ITA	ESP	TOTAL	
1	C	20	16 C 20 33	-	772	-	772	-	na	-	na	-
2	E	03	16 E 03 33	-	315	-	315	-	na	-	na	DPS1608Gan
3	F	03	16 F 03 33	-	152	-	152	-	na	-	na	-
4	I	09	16 I 09 33	-	72	-	72	-	na	-	na	-
5	J	03	16 J 03 33	-	18	-	18	-	na	-	na	-
6	M	20	16 M 20 33	-	28	-	28	-	na	-	na	-

34 - Demersal slope species

	Fleet Segment	Fishing Gear Class	Operational Unit Code	Number of Vessels				Landings (Tonnes)				Stock Assessment Forms Ref
				FRA	ITA	ESP	TOTAL	FRA	ITA	ESP	TOTAL	
1	C	20	16 C 20 34	-	772	-	772	-	na	-	na	-
2	E	03	16 E 03 34	-	315	-	315	-	na	-	na	-
3	F	03	16 F 03 34	-	152	-	152	-	na	-	na	DPS1608Gan
4	I	09	16 I 09 34	-	72	-	72	-	na	-	na	-
5	M	20	16 M 20 34	-	28	-	28	-	na	-	na	-

TASK 1 INFORMATION SHEET - T1/2007/17

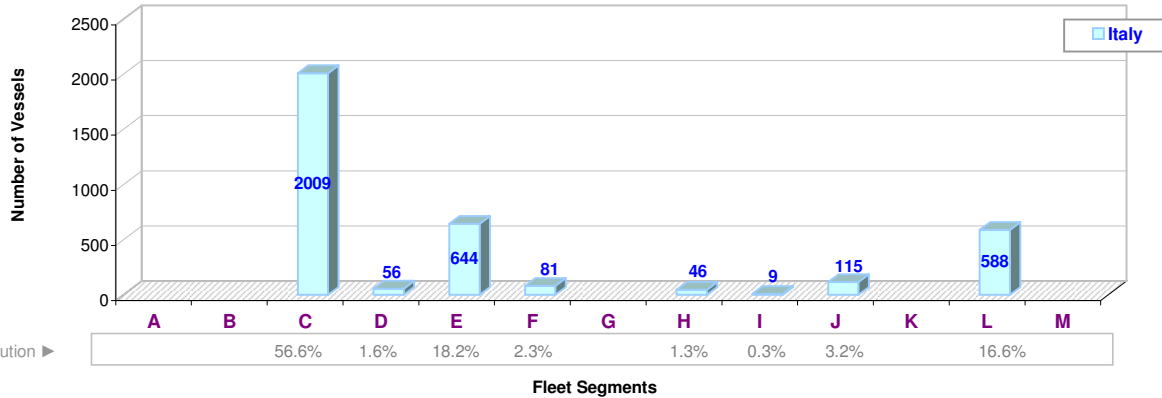
Release 2008 (final)

Year 2007
 GSA 17 - Northern Adriatic
 Countries which submitted data Italy (ITA)
 Total number of vessels reported 3548
 Total number of Operational Units reported 22



Fleet Segment	Vessels no.	Fishing Gear Class																
		01	02	03	04	05	06	07	08	09	10	11	20	25	98	99		
A Minor gear without engine	< 12																	
B Minor gear with engine	< 6																	
C Minor gear with engine	6 - 12																8036	
D Trawl	< 12																168	
E Trawl	12 - 24																1932	
F Trawl	> 24																243	
G Purse Seine	6 - 12																	
H Purse Seine	> 12																92	
I Long line	> 6																36	
J Pelagic Trawl	> 6																115	
K Tuna Seine	> 12																	
L Dredge	> 6																588	
M Polyvalent	> 12																	

NB: The value in each red cell is the cumulative number of vessels of each Operational Unit pertaining to the same gear class and fleet segment (individual vessels may be included in more than one Operational Unit). Vessels within the same segment may also use more than one Gear Class.



GSA 17

31 - Small gregarious pelagic species

	Fleet Segment	Fishing Gear Class	Operational Unit Code	Number of Vessels		Landings (Tonnes)		Stock Assessment Forms Ref
				ITA	TOTAL	ITA	TOTAL	
1	C	20	17 C 20 31	2009	2009	na	na	-
2	D	03	17 D 03 31	56	56	na	na	-
3	E	03	17 E 03 31	644	644	na	na	-
4	F	03	17 F 03 31	81	81	na	na	-
5	H	01	17 H 01 31	46	46	na	na	-
6	I	09	17 I 09 31	9	9	na	na	-
7	J	03	17 J 03 31	115	115	na	na	-

32 - Large pelagic species

	Fleet Segment	Fishing Gear Class	Operational Unit Code	Number of Vessels		Landings (Tonnes)		Stock Assessment Forms Ref
				ITA	TOTAL	ITA	TOTAL	
1	C	20	17 C 20 32	2009	2009	na	na	-
2	H	01	17 H 01 32	46	46	na	na	-
3	I	09	17 I 09 32	9	9	na	na	-

33 - Demersal shelf species

	Fleet Segment	Fishing Gear Class	Operational Unit Code	Number of Vessels		Landings (Tonnes)		Stock Assessment Forms Ref
				ITA	TOTAL	ITA	TOTAL	
1	C	20	17 C 20 33	19	19	na	na	-
2	D	03	17 D 03 33	82	82	na	na	-
3	E	03	17 E 03 33	1	1	na	na	-
4	F	03	17 F 03 33	118	118	na	na	-
5	I	09	17 I 09 33	150	150	na	na	-
6	J	03	17 J 03 33	79	79	na	na	-

34 - Demersal slope species

	Fleet Segment	Fishing Gear Class	Operational Unit Code	Number of Vessels		Landings (Tonnes)		Stock Assessment Forms Ref
				ITA	TOTAL	ITA	TOTAL	
1	D	03	17 D 03 34	56	56	na	na	-
2	E	03	17 E 03 34	644	644	na	na	-
3	F	03	17 F 03 34	81	81	na	na	-
4	I	09	17 I 09 34	9	9	na	na	-

35 - Sessile species

	Fleet Segment	Fishing Gear Class	Operational Unit Code	Number of Vessels		Landings (Tonnes)		Stock Assessment Forms Ref
				ITA	TOTAL	ITA	TOTAL	
1	C	20	17 C 20 35	2009	2009	na	na	-
2	L	04	17 L 04 35	588	588	na	na	-

TASK 1 INFORMATION SHEET - T1/2007/18

Release 2008 (final)

Year 2007
 GSA 18 - Southern Adriatic Sea
 Countries which submitted data Albania (ALB)
 Italy (ITA)
 Montenegro (MNE)

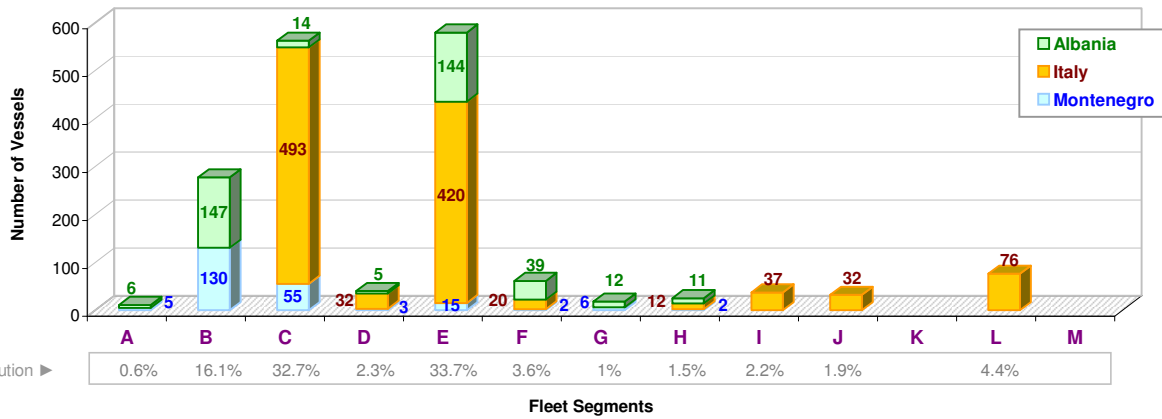


Total number of vessels reported 1718
 Total number of Operational Units reported 33



Fleet Segment	Vessels No.	Fishing Gear Class																
		01	02	03	04	05	06	07	08	09	10	11	20	25	98	99		
A Minor gear without engine < 12	11																	
B Minor gear with engine < 6	277		75					182		35								
C Minor gear with engine 6 - 12	562		11					34		25			2465					
D Trawl < 12	40																	
E Trawl 12 - 24	579																	
F Trawl > 24	61																	
G Purse Seine 6 - 12	18																	
H Purse Seine > 12	25																	
I Long line > 6	37																	
J Pelagic Trawl > 6	32																	
K Tuna Seine > 12																		
L Dredge > 6	76																	
M Polyvalent > 12																		

NB: The value in each red cell is the cumulative number of vessels of each Operational Unit pertaining to the same gear class and fleet segment (individual vessels may be included in more than one Operational Unit). Vessels within the same segment may also use more than one Gear Class.



31 - Small gregarious pelagic species

GSA 18

Fleet Segment	Fishing Gear Class	Operational Unit Code	Number of Vessels				Landings (Tonnes)				Stock Assessment Forms Ref	
			ALB	ITA	MNE	TOTAL	ALB	ITA	MNE	TOTAL		
1	B	02	18 B 02 31	-	-	75	75	-	-	na	na	-
2	C	02	18 C 02 31	-	-	11	11	-	-	na	na	-
3	C	20	18 C 20 31	-	493	-	493	-	na	-	na	-
4	D	03	18 D 03 31	-	32	-	32	-	na	-	na	-
5	E	03	18 E 03 31	-	420	-	420	-	na	-	na	-
6	F	03	18 F 03 31	-	20	-	20	-	na	-	na	-
7	G	01	18 G 01 31	12	-	6	18	na	-	na	na	-
8	H	01	18 H 01 31	11	12	2	25	na	na	na	na	-
9	I	09	18 I 09 31	-	37	-	37	-	na	-	na	-
10	J	03	18 J 03 31	-	32	-	32	-	na	-	na	-

32 - Large pelagic species

Fleet Segment	Fishing Gear Class	Operational Unit Code	Number of Vessels				Landings (Tonnes)				Stock Assessment Forms Ref	
			ALB	ITA	MNE	TOTAL	ALB	ITA	MNE	TOTAL		
1	C	20	18 C 20 32	-	493	-	493	-	na	-	na	-
2	H	01	18 H 01 32	-	12	-	12	-	na	-	na	-
3	I	09	18 I 09 32	-	37	-	37	-	na	-	na	-

33 - Demersal shelf species

	Fleet Segment	Fishing Gear Class	Operational Unit Code	Number of Vessels				Landings (Tonnes)				Stock Assessment Forms Ref
				ALB	ITA	MNE	TOTAL	ALB	ITA	MNE	TOTAL	
1	A	07	18 A 07 33	6	-	5	11	na	-	na	na	-
2	B	07	18 B 07 33	147	-	35	182	na	-	na	na	-
3	C	07	18 C 07 33	14	-	-	14	na	-	-	na	-
4	C	20	18 C 20 33	-	493	-	493	-	na	-	na	-
5	D	03	18 D 03 33	4	32	3	39	na	na	na	na	-
6	E	03	18 E 03 33	144	420	-	564	na	na	-	na	-
7	F	03	18 F 03 33	39	20	-	59	na	na	-	na	-
8	I	09	18 I 09 33	-	37	-	37	-	na	-	na	-
9	J	03	18 J 03 33	-	32	-	32	-	na	-	na	-

34 - Demersal slope species

	Fleet Segment	Fishing Gear Class	Operational Unit Code	Number of Vessels				Landings (Tonnes)				Stock Assessment Forms Ref
				ALB	ITA	MNE	TOTAL	ALB	ITA	MNE	TOTAL	
1	B	09	18 B 09 34	-	-	35	35	-	-	na	na	-
2	C	07	18 C 07 34	-	-	20	20	-	-	na	na	-
3	C	09	18 C 09 34	-	-	25	25	-	-	na	na	-
4	C	20	18 C 20 34	-	493	-	493	-	na	-	na	-
5	D	03	18 D 03 34	-	32	-	32	-	na	-	na	-
6	E	03	18 E 03 34	-	420	15	435	-	na	na	na	-
7	F	03	18 F 03 34	-	20	2	22	-	na	na	na	-
8	I	09	18 I 09 34	-	37	-	37	-	na	-	na	-
9	J	03	18 J 03 34	-	32	-	32	-	na	-	na	-

35 - Sessile species

	Fleet Segment	Fishing Gear Class	Operational Unit Code	Number of Vessels				Landings (Tonnes)				Stock Assessment Forms Ref
				ALB	ITA	MNE	TOTAL	ALB	ITA	MNE	TOTAL	
1	C	20	18 C 20 35	-	493	-	493	-	na	-	na	-
2	L	04	18 L 04 35	-	76	-	76	-	na	-	na	-

TASK 1 INFORMATION SHEET - T1/2007/19

Year 2007
 GSA 19 - Western Ionian Sea
 Countries which submitted data France (FRA)
 Italy (ITA)
 Spain (ESP)

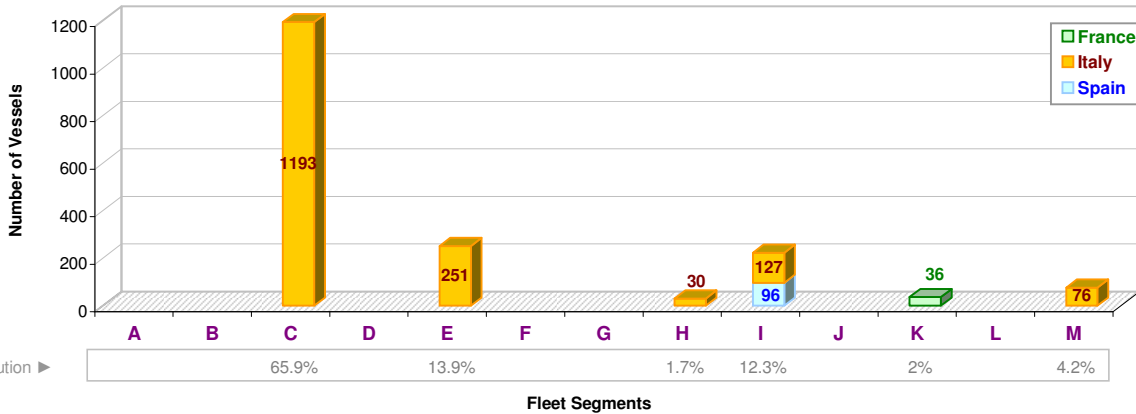


Total number of vessels reported 1809
 Total number of Operational Units reported 20



Fleet Segment	Vessels no.	Fishing Gear Class																
		01	02	03	04	05	06	07	08	09	10	11	20	25	98	99		
A Minor gear without engine	< 12																	
B Minor gear with engine	< 6																	
C Minor gear with engine	6 - 12												5965					
D Trawl	< 12																	
E Trawl	12 - 24												753					
F Trawl	> 24																	
G Purse Seine	6 - 12																	
H Purse Seine	> 12												60					
I Long line	> 6																604	
J Pelagic Trawl	> 6																	
K Tuna Seine	> 12																	
L Dredge	> 6																	
M Polyvalent	> 12																380	

NB: The value in each red cell is the cumulative number of vessels of each Operational Unit pertaining to the same gear class and fleet segment (individual vessels may be included in more than one Operational Unit). Vessels within the same segment may also use more than one Gear Class.



31 - Small gregarious pelagic species

Fleet Segment	Fishing Gear Class	Operational Unit Code	Number of Vessels				Landings (Tonnes)				Stock Assessment Forms Ref
			FRA	ITA	ESP	TOTAL	FRA	ITA	ESP	TOTAL	
1	C	19 C 20 31	-	1193	-	1193	-	na	-	na	-
2	E	19 E 03 31	-	251	-	251	-	na	-	na	-
3	H	19 H 01 31	-	30	-	30	-	na	-	na	-
4	I	19 I 09 31	-	127	-	127	-	na	-	na	-
5	M	19 M 20 31	-	76	-	76	-	na	-	na	-

GSA 19

32 - Large pelagic species

Fleet Segment	Fishing Gear Class	Operational Unit Code	Number of Vessels				Landings (Tonnes)				Stock Assessment Forms Ref
			FRA	ITA	ESP	TOTAL	FRA	ITA	ESP	TOTAL	
1	C	19 C 20 32	-	1193	-	1193	-	na	-	na	-
2	H	19 H 01 32	-	30	-	30	-	na	-	na	-
3	I	19 I 09 32	-	127	96	223	-	na	na	na	-
4	K	19 K 01 32	36	-	-	36	na	-	-	na	-
5	M	19 M 20 32	-	76	-	76	-	na	-	na	-

33 - Demersal shelf species

Fleet Segment	Fishing Gear Class	Operational Unit Code	Number of Vessels				Landings (Tonnes)				Stock Assessment Forms Ref
			FRA	ITA	ESP	TOTAL	FRA	ITA	ESP	TOTAL	
1	C	19 C 20 33	-	1193	-	1193	-	na	-	na	-
2	E	19 E 03 33	-	251	-	251	-	na	-	na	-
3	I	19 I 09 33	-	127	-	127	-	na	-	na	-
4	M	19 M 20 33	-	76	-	76	-	na	-	na	-

34 - Demersal slope species

	Fleet Segment	Fishing Gear Class	Operational Unit Code	Number of Vessels				Landings (Tonnes)				Stock Assessment Forms Ref
				FRA	ITA	ESP	TOTAL	FRA	ITA	ESP	TOTAL	
1	C	20	19 C 20 34	-	1193	-	1193	-	na	-	na	-
2	E	03	19 E 03 34	-	251	-	251	-	na	-	na	-
3	I	09	19 I 09 34	-	127	-	127	-	na	-	na	-
4	M	20	19 M 20 34	-	76	-	76	-	na	-	na	-

35 - Sessile species

	Fleet Segment	Fishing Gear Class	Operational Unit Code	Number of Vessels				Landings (Tonnes)				Stock Assessment Forms Ref
				FRA	ITA	ESP	TOTAL	FRA	ITA	ESP	TOTAL	
1	C	20	19 C 20 35	-	1193	-	1193	-	na	-	na	-
2	M	20	19 M 20 35	-	76	-	76	-	na	-	na	-

TASK 1 INFORMATION SHEET - T1/2007/20

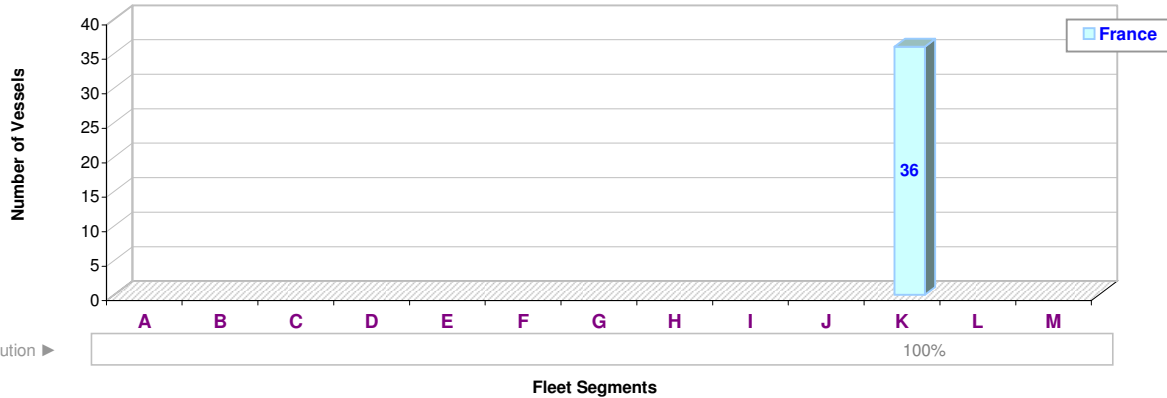
Release 2008 (final)

Year 2007
 GSA 20 - Eastern Ionian Sea
 Countries which submitted data France (FRA)
 Total number of vessels reported 36
 Total number of Operational Units reported 1



Fleet Segment	Vessels no.	Fishing Gear Class																
		01	02	03	04	05	06	07	08	09	10	11	20	25	98	99		
		Surrounding Nets	Seine Nets	Trawls	Dredges	Lift Nets	Falling Gear	Gillnets and Entangling Nets	Traps	Hooks and Lines	Grappling and Wounding	Harvesting Machines	Miscellaneous Gear	Recreational Fishing Gear	Other Gear	Gear Not Known or Not Specified		
A Minor gear without engine	< 12																	
B Minor gear with engine	< 6																	
C Minor gear with engine	6 - 12																	
D Trawl	< 12																	
E Trawl	12 - 24																	
F Trawl	> 24																	
G Purse Seine	6 - 12																	
H Purse Seine	> 12																	
I Long line	> 6																	
J Pelagic Trawl	> 6																	
K Tuna Seine	> 12	36	36															
L Dredge	> 6																	
M Polyvalent	> 12																	

NB: The value in each red cell is the cumulative number of vessels of each Operational Unit pertaining to the same gear class and fleet segment (individual vessels may be included in more than one Operational Unit). Vessels within the same segment may also use more than one Gear Class.



32 - Large pelagic species

Fleet Segment	Fishing Gear Class	Operational Unit Code	Number of Vessels		Landings (Tonnes)		Stock Assessment Forms Ref
			FRA	TOTAL	FRA	TOTAL	
1	K	20 K 01 32	36	36	na	na	-

GSA 20

TASK 1 INFORMATION SHEET - T1/2007/21

Release 2008 (final)

Year 2007
 GSA 21 - Southern Ionian Sea
 Countries which submitted data Cyprus (CYP)
 France (FRA)
 Libyan Arab Jamahiriya (LBY)

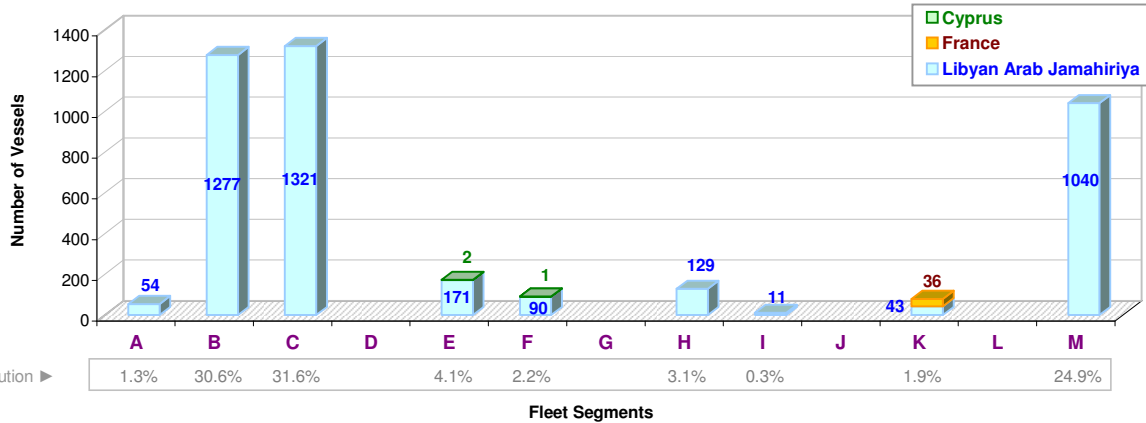


Total number of vessels reported 4175
 Total number of Operational Units reported 23



Fleet Segment	Vessels no.	Fishing Gear Class																		
		01	02	03	04	05	06	07	08	09	10	11	20	25	98	99				
		Surrounding Nets	Seine Nets	Trawls	Dredges	Lift Nets	Falling Gear	Gillnets and Entangling Nets	Traps	Hooks and Lines	Grapples and Wounding	Harvesting Machines	Miscellaneous Gear	Recreational Fishing Gear	Other Gear	Gear Not Known or Not Specified				
A Minor gear without engine	< 12	54							54											
B Minor gear with engine	< 6	1277	191					781		2121										
C Minor gear with engine	6 - 12	1321	163					533		713										
D Trawl	< 12																			
E Trawl	12 - 24	173		173																
F Trawl	> 24	91		91																
G Purse Seine	6 - 12																			
H Purse Seine	> 12	129	129																	
I Long line	> 6	11								11										
J Pelagic Trawl	> 6																			
K Tuna Seine	> 12	79	79																	
L Dredge	> 6																			
M Polyvalent	> 12	1040						430		655										

NB: The value in each red cell is the cumulative number of vessels of each Operational Unit pertaining to the same gear class and fleet segment (individual vessels may be included in more than one Operational Unit). Vessels within the same segment may also use more than one Gear Class.



31 - Small gregarious pelagic species

Fleet Segment	Fishing Gear Class	Operational Unit Code	Number of Vessels				Landings (Tonnes)				Stock Assessment Forms Ref	
			CYP	FRA	LBY	TOTAL	CYP	FRA	LBY	TOTAL		
1	H	01	21 H 01 31	-	-	129	129	-	-	na	na	-

GSA 21

32 - Large pelagic species

Fleet Segment	Fishing Gear Class	Operational Unit Code	Number of Vessels				Landings (Tonnes)				Stock Assessment Forms Ref	
			CYP	FRA	LBY	TOTAL	CYP	FRA	LBY	TOTAL		
1	B	01	21 B 01 32	-	-	191	191	-	-	na	na	-
2	B	07	21 B 07 32	-	-	602	602	-	-	na	na	-
3	B	09	21 B 09 32	-	-	559	559	-	-	na	na	-
4	C	01	21 C 01 32	-	-	163	163	-	-	na	na	-
5	C	07	21 C 07 32	-	-	350	350	-	-	na	na	-
6	C	09	21 C 09 32	-	-	171	171	-	-	na	na	-
7	I	09	21 I 09 32	-	-	11	11	-	-	na	na	-
8	K	01	21 K 01 32	-	36	43	79	-	na	na	na	-
9	M	07	21 M 07 32	-	-	263	263	-	-	na	na	-
10	M	09	21 M 09 32	-	-	209	209	-	-	na	na	-

33 - Demersal shelf species

	Fleet Segment	Fishing Gear Class	Operational Unit Code	Number of Vessels				Landings (Tonnes)				Stock Assessment Forms Ref
				CYP	FRA	LBY	TOTAL	CYP	FRA	LBY	TOTAL	
1	A	08	21 A 08 33	-	-	54	54	-	-	na	na	-
2	B	07	21 B 07 33	-	-	179	179	-	-	na	na	-
3	B	09	21 B 09 33	-	-	1275	1275	-	-	na	na	-
4	C	07	21 C 07 33	-	-	183	183	-	-	na	na	-
5	C	09	21 C 09 33	-	-	467	467	-	-	na	na	-
6	E	03	21 E 03 33	2	-	171	173	na	-	na	na	-
7	F	03	21 F 03 33	1	-	90	91	na	-	na	na	-
8	M	07	21 M 07 33	-	-	167	167	-	-	na	na	-
9	M	09	21 M 09 33	-	-	416	416	-	-	na	na	-

36 - Monospecific species

	Fleet Segment	Fishing Gear Class	Operational Unit Code	Number of Vessels				Landings (Tonnes)				Stock Assessment Forms Ref
				CYP	FRA	LBY	TOTAL	CYP	FRA	LBY	TOTAL	
1	B	09	21 B 09 36	-	-	287	287	-	-	na	na	-
2	C	09	21 C 09 36	-	-	75	75	-	-	na	na	-
3	M	09	21 M 09 36	-	-	30	30	-	-	na	na	-

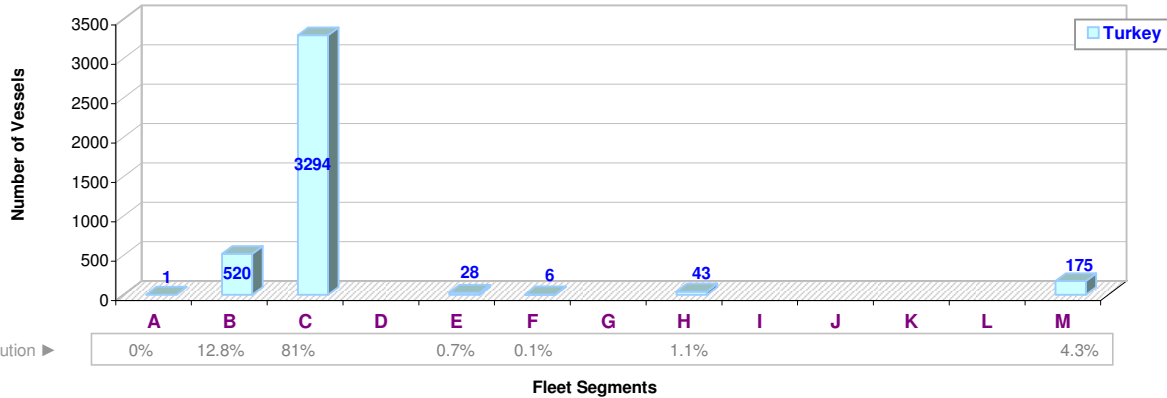
TASK 1 INFORMATION SHEET - T1/2007/22

Year 2007
 GSA 22 - Aegean Sea
 Countries which submitted data Turkey (TUR)
 Total number of vessels reported 4067
 Total number of Operational Units reported



Fleet Segment	Vessels no.	Fishing Gear Class															
		01	02	03	04	05	06	07	08	09	10	11	20	25	98	99	
A Minor gear without engine	< 12	1															
B Minor gear with engine	< 6	520															
C Minor gear with engine	6 - 12	3294															
D Trawl	< 12																
E Trawl	12 - 24	28															
F Trawl	> 24	6															
G Purse Seine	6 - 12																
H Purse Seine	> 12	43															
I Long line	> 6																
J Pelagic Trawl	> 6																
K Tuna Seine	> 12																
L Dredge	> 6																
M Polyvalent	> 12	175															

NB: The value in each red cell is the cumulative number of vessels of each Operational Unit pertaining to the same gear class and fleet segment (individual vessels may be included in more than one Operational Unit). Vessels within the same segment may also use more than one Gear Class.



GSA 22

TASK 1 INFORMATION SHEET - T1/2007/23

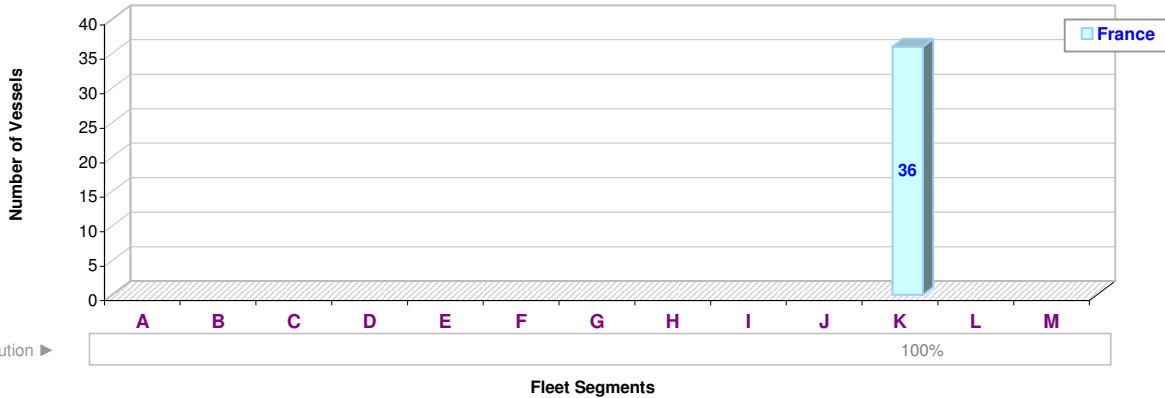
Release 2008 (final)

Year 2007
 GSA 23 - Crete Island
 Countries which submitted data France (FRA)
 Total number of vessels reported 36
 Total number of Operational Units reported 1



Fleet Segment	Vessels no.	Fishing Gear Class															
		01	02	03	04	05	06	07	08	09	10	11	20	25	98	99	
A Minor gear without engine	< 12																
B Minor gear with engine	< 6																
C Minor gear with engine	6 - 12																
D Trawl	< 12																
E Trawl	12 - 24																
F Trawl	> 24																
G Purse Seine	6 - 12																
H Purse Seine	> 12																
I Long line	> 6																
J Pelagic Trawl	> 6																
K Tuna Seine	> 12	36	36														
L Dredge	> 6																
M Polyvalent	> 12																

NB: The value in each red cell is the cumulative number of vessels of each Operational Unit pertaining to the same gear class and fleet segment (individual vessels may be included in more than one Operational Unit). Vessels within the same segment may also use more than one Gear Class.



32 - Large pelagic species

Fleet Segment	Fishing Gear Class	Operational Unit Code	Number of Vessels		Landings (Tonnes)		Stock Assessment Forms Ref
			FRA	TOTAL	FRA	TOTAL	
1	K	23 K 01 32	36	36	na	na	-

GSA 23

TASK 1 INFORMATION SHEET - T1/2007/24

Release 2008 (final)

Year 2007
 GSA 24 - North Levant
 Countries which submitted data Cyprus (CYP)
 France (FRA)
 Turkey (TUR)

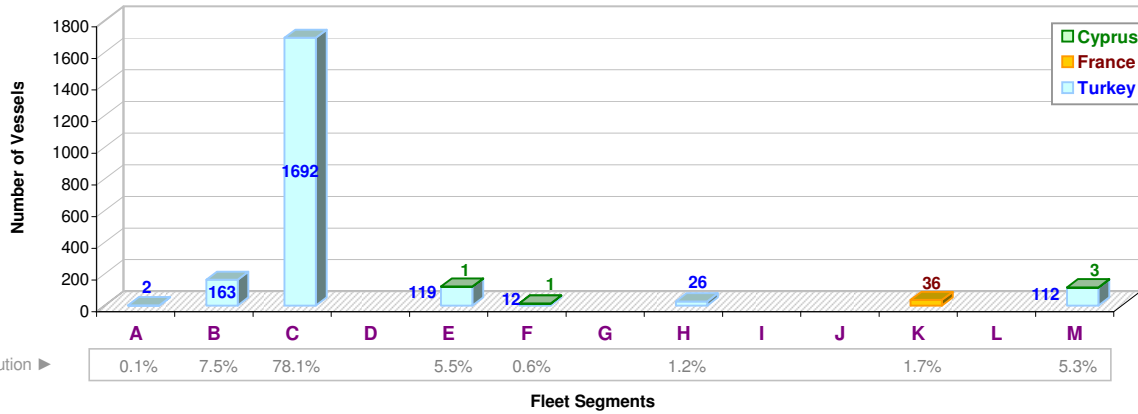


Total number of vessels reported 2167
 Total number of Operational Units reported 4



Fleet Segment	Vessels no.	Fishing Gear Class																
		01	02	03	04	05	06	07	08	09	10	11	20	25	98	99		
A Minor gear without engine	< 12	2																
B Minor gear with engine	< 6	163																
C Minor gear with engine	6 - 12	1692																
D Trawl	< 12																	
E Trawl	12 - 24	120								1								
F Trawl	> 24	13								1								
G Purse Seine	6 - 12																	
H Purse Seine	> 12	26																
I Long line	> 6																	
J Pelagic Trawl	> 6																	
K Tuna Seine	> 12	36	36															
L Dredge	> 6																	
M Polyvalent	> 12	115													3			

NB: The value in each red cell is the cumulative number of vessels of each Operational Unit pertaining to the same gear class and fleet segment (individual vessels may be included in more than one Operational Unit). Vessels within the same segment may also use more than one Gear Class.



32 - Large pelagic species

	Fleet Segment	Fishing Gear Class	Operational Unit Code	Number of Vessels				Landings (Tonnes)				Stock Assessment Forms Ref
				CYP	FRA	TUR	TOT	CYP	FRA	TUR	TOT	
1	K	01	24 K 01 32	-	36	-	36	-	na	-	na	-
2	M	09	24 M 09 32	3	-	-	3	na	-	-	na	-

GSA 24

33 - Demersal shelf species

	Fleet Segment	Fishing Gear Class	Operational Unit Code	Number of Vessels				Landings (Tonnes)				Stock Assessment Forms Ref
				CYP	FRA	TUR	TOT	CYP	FRA	TUR	TOT	
1	E	03	24 E 03 33	1	-	-	1	na	-	-	na	-
2	F	03	24 F 03 33	1	-	-	1	na	-	-	na	-

TASK 1 INFORMATION SHEET - T1/2007/25

Year 2007
 GSA 25 - Cyprus Island
 Countries which submitted data Cyprus (CYP)
 France (FRA)

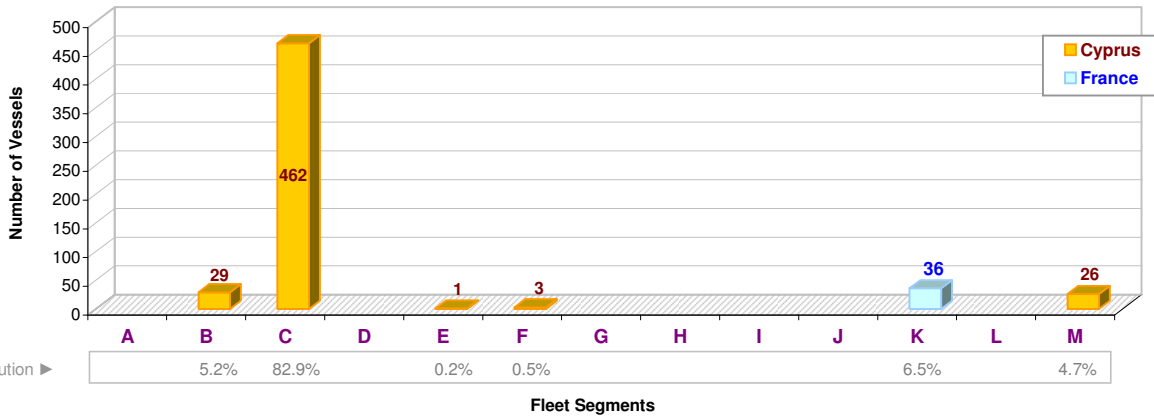


Total number of vessels reported 557
 Total number of Operational Units reported 13



Fleet Segment	Vessels no.	Fishing Gear Class																
		01	02	03	04	05	06	07	08	09	10	11	20	25	98	99		
A Minor gear without engine	< 12																	
B Minor gear with engine	< 6																	
C Minor gear with engine	6 - 12																	
D Trawl	< 12																	
E Trawl	12 - 24																	
F Trawl	> 24																	
G Purse Seine	6 - 12																	
H Purse Seine	> 12																	
I Long line	> 6																	
J Pelagic Trawl	> 6																	
K Tuna Seine	> 12																	
L Dredge	> 6																	
M Polyvalent	> 12																	

NB: The value in each red cell is the cumulative number of vessels of each Operational Unit pertaining to the same gear class and fleet segment (individual vessels may be included in more than one Operational Unit). Vessels within the same segment may also use more than one Gear Class.



32 - Large pelagic species

Fleet Segment	Fishing Gear Class	Operational Unit Code	Number of Vessels			Landings (Tonnes)			Stock Assessment Forms Ref	
			CYP	FRA	TOT	CYP	FRA	TOT		
1	K	01	25 K 01 32	-	36	36	-	na	na	-
2	M	09	25 M 09 32	26	-	26	na	-	na	-

33 - Demersal shelf species

Fleet Segment	Fishing Gear Class	Operational Unit Code	Number of Vessels			Landings (Tonnes)			Stock Assessment Forms Ref	
			CYP	FRA	TOT	CYP	FRA	TOT		
1	B	07	25 B 07 33	29	-	29	na	-	na	-
2	B	08	25 B 08 33	2	-	2	na	-	na	-
3	B	09	25 B 09 33	24	-	24	na	-	na	-
4	C	07	25 C 07 33	462	-	462	na	-	na	-
5	C	08	25 C 08 33	9	-	9	na	-	na	-
6	C	09	25 C 09 33	102	-	102	na	-	na	-
7	E	03	25 E 03 33	1	-	1	na	-	na	-
8	F	03	25 F 03 33	3	-	3	na	-	na	-
9	M	07	25 M 07 33	14	-	14	na	-	na	-
10	M	08	25 M 08 33	2	-	2	na	-	na	-
11	M	09	25 M 09 33	14	-	14	na	-	na	-

GSA 25

TASK 1 INFORMATION SHEET - T1/2007/26

Release 2008 (final)

Year 2007
 GSA 26 - South Levant
 Countries which submitted data Cyprus (CYP)
 Egypt (EGY)
 France (FRA)

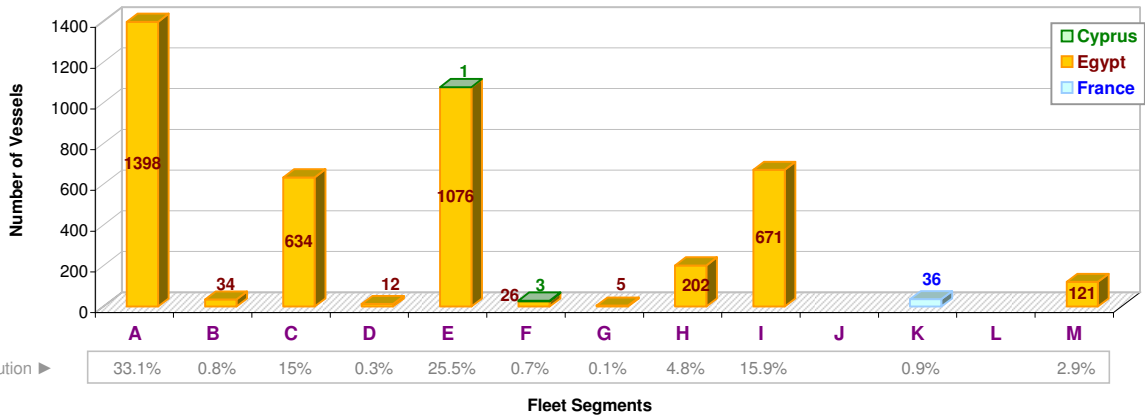


Total number of vessels reported 4219
 Total number of Operational Units reported 30



Fleet Segment	Vessels no.	Fishing Gear Class															
		01	02	03	04	05	06	07	08	09	10	11	20	25	98	99	
A Minor gear without engine	< 12	1398						1398									
B Minor gear with engine	< 6	34						15		87							
C Minor gear with engine	6 - 12	634						717		1185							
D Trawl	< 12	12							24								
E Trawl	12 - 24	1077							2153								
F Trawl	> 24	29							55								
G Purse Seine	6 - 12	5						10									
H Purse Seine	> 12	202						404									
I Long line	> 6	671											2013				
J Pelagic Trawl	> 6																
K Tuna Seine	> 12	36															
L Dredge	> 6																
M Polyvalent	> 12	121															

NB: The value in each red cell is the cumulative number of vessels of each Operational Unit pertaining to the same gear class and fleet segment (individual vessels may be included in more than one Operational Unit). Vessels within the same segment may also use more than one Gear Class.



31 - Small gregarious pelagic species

	Fleet Segment	Fishing Gear Class	Operational Unit Code	Number of Vessels				Landings (Tonnes)				Stock Assessment Forms Ref
				CYP	EGY	FRA	TOT	CYP	EGY	FRA	TOT	
1	A	07	26 A 07 31	-	1398	-	1398	-	na	-	na	-
2	B	07	26 B 07 31	-	5	-	5	-	na	-	na	-
3	B	09	26 B 09 31	-	29	-	29	-	na	-	na	-
4	C	07	26 C 07 31	-	239	-	239	-	na	-	na	-
5	C	09	26 C 09 31	-	395	-	395	-	na	-	na	-
6	D	03	26 D 03 31	-	12	-	12	-	na	-	na	-
7	E	03	26 E 03 31	-	1076	-	1076	-	na	-	na	-
8	F	03	26 F 03 31	-	26	-	26	-	na	-	na	-
9	G	01	26 G 01 31	-	5	-	5	-	na	-	na	-
10	H	01	26 H 01 31	-	202	-	202	-	na	-	na	-
11	I	09	26 I 09 31	-	671	-	671	-	na	-	na	-
12	M	07	26 M 07 31	-	121	-	121	-	na	-	na	-

GSA 26

32 - Large pelagic species

	Fleet Segment	Fishing Gear Class	Operational Unit Code	Number of Vessels				Landings (Tonnes)				Stock Assessment Forms Ref
				CYP	EGY	FRA	TOT	CYP	EGY	FRA	TOT	
1	B	07	26 B 07 32	-	5	-	5	-	na	-	na	-
2	B	09	26 B 09 32	-	29	-	29	-	na	-	na	-
3	C	07	26 C 07 32	-	239	-	239	-	na	-	na	-
4	C	09	26 C 09 32	-	395	-	395	-	na	-	na	-
5	G	01	26 G 01 32	-	5	-	5	-	na	-	na	-
6	H	01	26 H 01 32	-	202	-	202	-	na	-	na	-
7	I	09	26 I 09 32	-	671	-	671	-	na	-	na	-
8	K	01	26 K 01 32	-	-	36	36	-	-	na	na	-
9	M	07	26 M 07 32	-	121	-	121	-	na	-	na	-

33 - Demersal shelf species

	Fleet Segment	Fishing Gear Class	Operational Unit Code	Number of Vessels				Landings (Tonnes)				Stock Assessment Forms Ref
				CYP	EGY	FRA	TOT	CYP	EGY	FRA	TOT	
1	B	07	26 B 07 33	-	5	-	5	-	na	-	na	-
2	B	09	26 B 09 33	-	29	-	29	-	na	-	na	-
3	C	07	26 C 07 33	-	239	-	239	-	na	-	na	-
4	C	09	26 C 09 33	-	395	-	395	-	na	-	na	-
5	D	03	26 D 03 33	-	12	-	12	-	na	-	na	-
6	E	03	26 E 03 33	1	1076	-	1077	na	na	-	na	-
7	F	03	26 F 03 33	3	26	-	29	-	na	-	na	-
8	I	09	26 I 09 33	-	671	-	671	-	na	-	na	-
9	M	07	26 M 07 33	-	121	-	121	-	na	-	na	-

TASK 1 INFORMATION SHEET - T1/2007/27

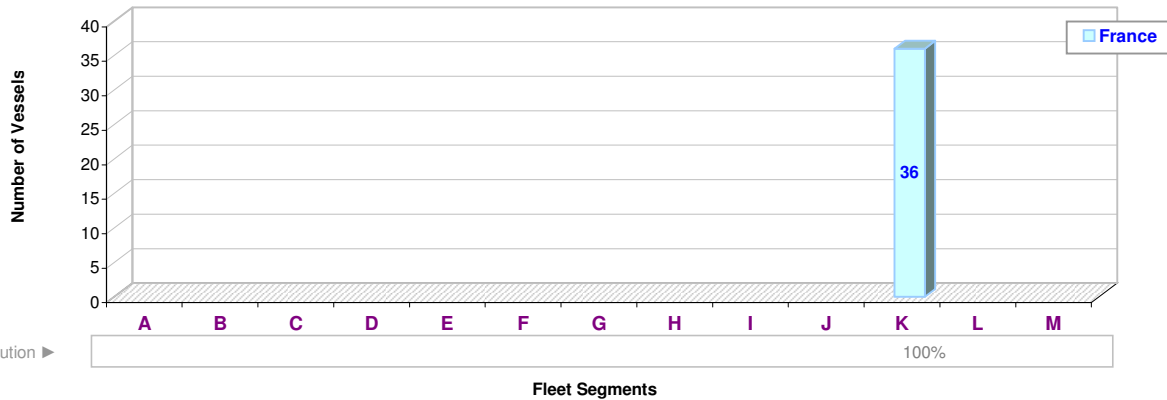
Release 2008 (final)

Year 2007
 GSA 27 - Levant
 Countries which submitted data France (FRA)
 Total number of vessels reported 36
 Total number of Operational Units reported 1



Fleet Segment	Vessels no.	Fishing Gear Class															
		01 Surrounding Nets	02 Seine Nets	03 Trawls	04 Dredges	05 Lift Nets	06 Falling Gear	07 Gillnets and Entangling Nets	08 Traps	09 Hooks and Lines	10 Grappling and Wounding	11 Harvesting Machines	20 Miscellaneous Gear	25 Recreational Fishing Gear	98 Other Gear	99 Gear Not Known or Not Specified	
A Minor gear without engine	< 12																
B Minor gear with engine	< 6																
C Minor gear with engine	6 - 12																
D Trawl	< 12																
E Trawl	12 - 24																
F Trawl	> 24																
G Purse Seine	6 - 12																
H Purse Seine	> 12																
I Long line	> 6																
J Pelagic Trawl	> 6																
K Tuna Seine	> 12	36	36														
L Dredge	> 6																
M Polyvalent	> 12																

NB: The value in each red cell is the cumulative number of vessels of each Operational Unit pertaining to the same gear class and fleet segment (individual vessels may be included in more than one Operational Unit). Vessels within the same segment may also use more than one Gear Class.



32 - Large pelagic species

Fleet Segment	Fishing Gear Class	Operational Unit Code	Number of Vessels		Landings (Tonnes)		Stock Assessment Forms Ref
			FRA	TOTAL	FRA	TOTAL	
1	K	27 K 01 32	36	36	na	na	-

GSA 27

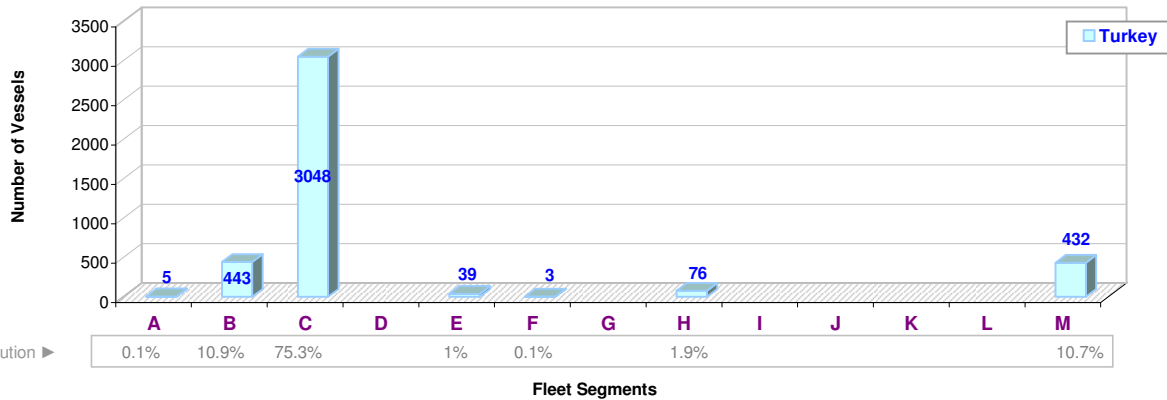
TASK 1 INFORMATION SHEET - T1/2007/28

Year 2007
 GSA 28 - Marmara Sea
 Countries which submitted data Turkey (TUR)
 Total number of vessels reported 4046
 Total number of Operational Units reported



Fleet Segment	Vessels	Fishing Gear Class															
		01	02	03	04	05	06	07	08	09	10	11	20	25	98	99	
A Minor gear without engine	< 12																
B Minor gear with engine	< 6																
C Minor gear with engine	6 - 12																
D Trawl	< 12																
E Trawl	12 - 24																
F Trawl	> 24																
G Purse Seine	6 - 12																
H Purse Seine	> 12																
I Long line	> 6																
J Pelagic Trawl	> 6																
K Tuna Seine	> 12																
L Dredge	> 6																
M Polyvalent	> 12																

NB: The value in each red cell is the cumulative number of vessels of each Operational Unit pertaining to the same gear class and fleet segment (individual vessels may be included in more than one Operational Unit). Vessels within the same segment may also use more than one Gear Class.



TASK 1 INFORMATION SHEET - T1/2007/29

Release 2008 (final)

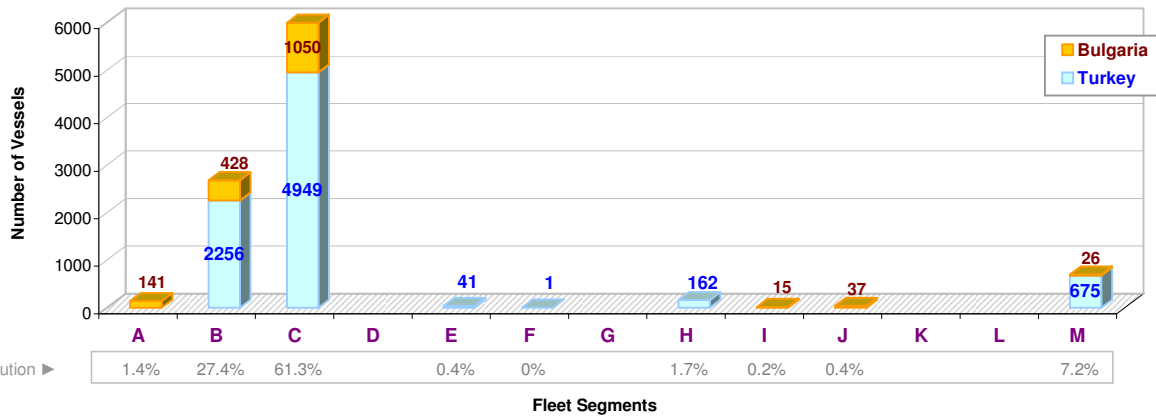
Year 2007
 GSA 29 - Black Sea
 Countries which submitted data Bulgaria (BGR)
 Turkey (TUR)



Total number of vessels reported 9781
 Total number of Operational Units reported 6

Fleet Segment	Vessels no.	Fishing Gear Class																
		01	02	03	04	05	06	07	08	09	10	11	20	25	98	99		
A Minor gear without engine	< 12	141																
B Minor gear with engine	< 6	2684																
C Minor gear with engine	6 - 12	5999																
D Trawl	< 12																	
E Trawl	12 - 24	41																
F Trawl	> 24	1																
G Purse Seine	6 - 12																	
H Purse Seine	> 12	162																
I Long line	> 6	15																
J Pelagic Trawl	> 6	37																
K Tuna Seine	> 12																	
L Dredge	> 6																	
M Polyvalent	> 12	701																

NB: The value in each red cell is the cumulative number of vessels of each Operational Unit pertaining to the same gear class and fleet segment (individual vessels may be included in more than one Operational Unit). Vessels within the same segment may also use more than one Gear Class.



31 - Small gregarious pelagic species

Fleet Segment	Fishing Gear Class	Operational Unit Code	Number of Vessels			Landings (Tonnes)			Stock Assessment Forms Ref
			BGR	TUR	TOTAL	BGR	TUR	TOTAL	
1	J	03	29 J 03 31	18	-	18	2987.35	-	-

32 - Large pelagic species

Fleet Segment	Fishing Gear Class	Operational Unit Code	Number of Vessels			Landings (Tonnes)			Stock Assessment Forms Ref
			BGR	TUR	TOTAL	BGR	TUR	TOTAL	
1	I	09	29 I 09 32	2	-	2	0.55	-	0.55
2	M	07	29 M 07 32	1	-	1	1.14	-	1.14

33 - Demersal shelf species

Fleet Segment	Fishing Gear Class	Operational Unit Code	Number of Vessels			Landings (Tonnes)			Stock Assessment Forms Ref
			BGR	TUR	TOTAL	BGR	TUR	TOTAL	
1	I	09	29 I 09 33	15	-	15	20.714	-	20.714
2	J	03	29 J 03 33	na	-	na	17.346	-	17.346
3	M	07	29 M 07 33	na	-	na	14.4519	-	14.4519

GSA 29

TASK 1 INFORMATION SHEET - T1/2007/30

Release 2008 (final)

Year 2007
GSA 30 - Azov Sea



Countries which submitted data
Total number of vessels reported
Total number of Operational Units reported



Fleet Segment	Vessels no.	Fishing Gear Class															
		01	02	03	04	05	06	07	08	09	10	11	20	25	98	99	
A Minor gear without engine	< 12																
B Minor gear with engine	< 6																
C Minor gear with engine	6 - 12																
D Trawl	< 12																
E Trawl	12 - 24																
F Trawl	> 24																
G Purse Seine	6 - 12																
H Purse Seine	> 12																
I Long line	> 6																
J Pelagic Trawl	> 6																
K Tuna Seine	> 12																
L Dredge	> 6																
M Polyvalent	> 12																

NB: The value in each red cell is the cumulative number of vessels of each Operational Unit pertaining to the same gear class and fleet segment (individual vessels may be included in more than one Operational Unit). Vessels within the same segment may also use more than one Gear Class.

GSA 30



The **GFCM Task 1 Statistical Bulletin** is also available on the GFCM Web site (www.gfcm.org)

General Fisheries Commission for the Mediterranean
Viale delle Terme di Caracalla, 00153 Rome, Italy
Tel: +390657056441 - Fax: +390657056500
www.gfcm.org - gfcm-secretariat@fao.org